

Faculty Senate – February 23, 2010

1. Mission Statement

The University Libraries is a leader in providing access to and management of information resources and services to support teaching, learning, and research for the University of Memphis community.

2. Providing library services for the University of Memphis community

340 days per year

93.5 hours per week (during academic semester)

3. Person -to -person interactions in 2008/2009

Direct assistance at the RIS desk	-	22,171	Questions
Ask a librarian (online assistance)	-	495	Questions
Student Assistants on floors 2-4	-	12,132	Questions
Circulation Desk Assistance	-	58,027	Circulations
		2,802	Directional questions
		<u>2,592</u>	Referrals
		98,219	Transactions

4. Instructional Sessions

395 – group instruction sessions

43 – individual instruction sessions

16 – group tours (usually community groups)

454 sessions (64% increase over 2007/2008)

8,523 - participants served (46% increase in participants)

5. Materials Acquired

Books purchased - approx. 400

Interlibrary loan

12,390 borrowed; 7,009 loaned

6. Current Staffing

16 - Library faculty (5 active searches underway)

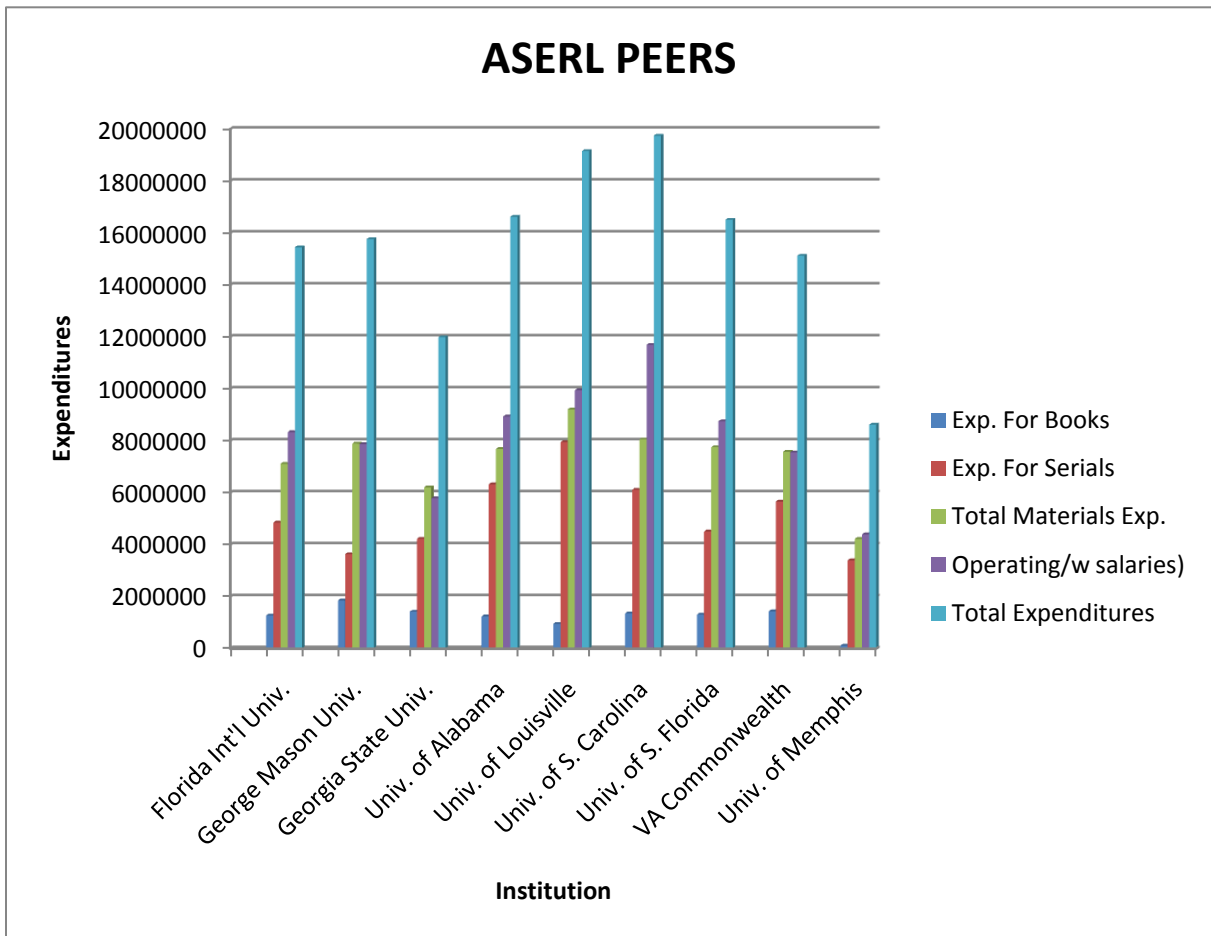
52 - Hourly & Administrative staff (2 active searches underway)

68 positions filled (down from 99 plus 4 vacancies in 2005)

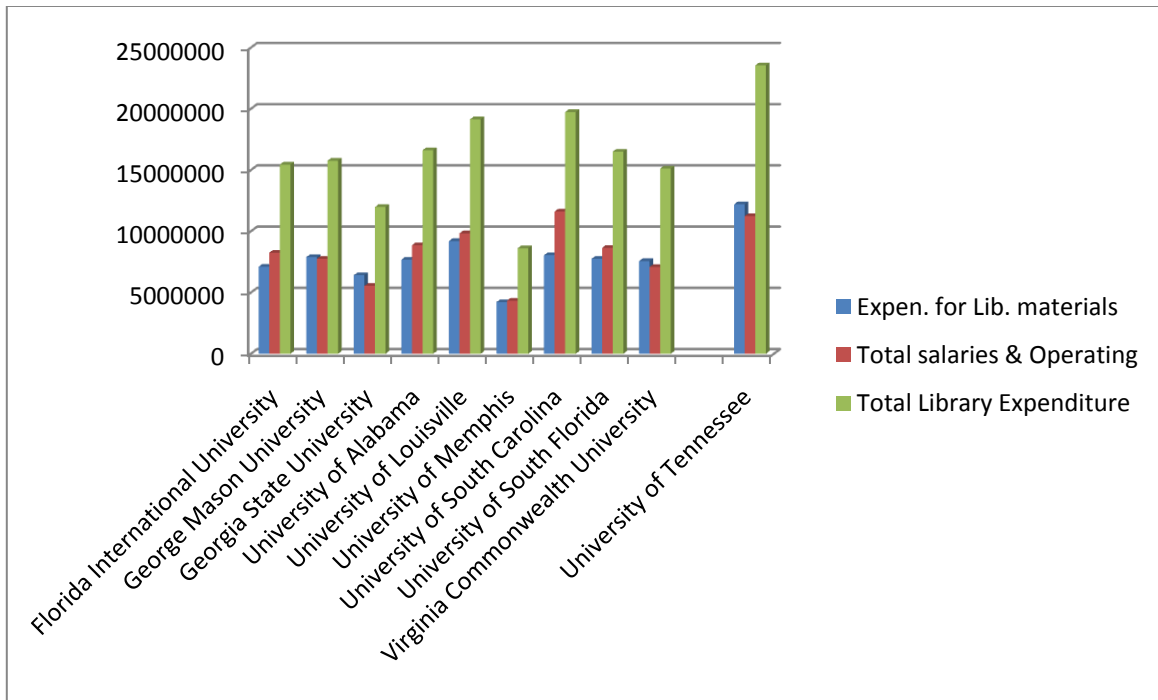
7. Number of library users has increased

McWherter Library Gate Count							
Month	2005/06	2006/07	% change	2007/08	% change	2008/09	% change
July	20,165	14,082	-30%	24,872	77%	27,017	9%
Aug	20,784	23,071	11%	33,527	45%	36,188	8%
Sept	47,321	51,048	8%	66,649	31%	82,119	23%
Oct	47,205	50,148	6%	67,516	35%	74,902	11%
Nov	45,318	52,311	15%	62,790	20%	67,824	8%
Dec	26,526	29,865	13%	29,726	-0.47%	36,025	21%
Jan	24,053	36,532	52%	37,725	3%	35,630	-6%
Feb	37,445	51,548	38%	57,747	12%	64,738	12%
March	37,977	47,029	24%	50,354	7%	61,677	22%
April	37,412	61,801	65%	69,765	13%	76,868	10%
May	12,323	17,569	43%	15,736	-10%	28,429	81%
June	10,827	25,815	138%	40,680	58%	28,457	-30%
<b>Total</b>	<b>367,356</b>	<b>460,819</b>	<b>25%</b>	<b>557,087</b>	<b>21%</b>	<b>619,874</b>	<b>11%</b>

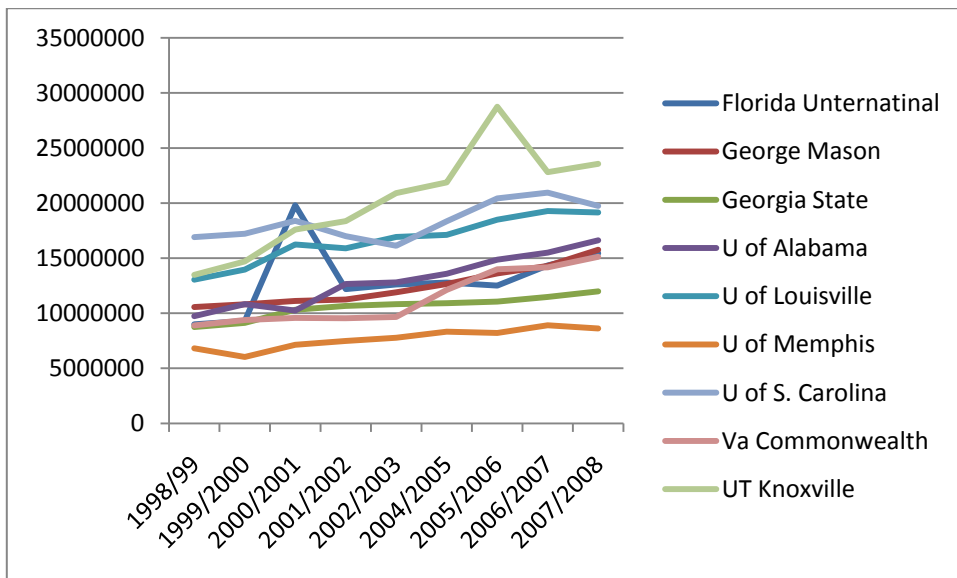
8. Library Expenditures - Comparison with peer institutions



9. Budget Comparison - Funding Peers and UT Knoxville



10. Funding History – ASERL Peers & UT Knoxville



University Libraries 2008-2009 Summary Data

11. ASERL Status

Currently on probation again as result of fy08 data

Year	ASERL Threshold	U of Memphis	Difference
2007	\$8,785,221	\$8,900,747	\$115,526
2008	\$9,009,036	\$8,619,072	\$389,964

12. Collaborative Agreements

Memphis Area Library Council (MALC) – reciprocal borrowing

Memphis Civil Rights Consortium

West Tennessee Academic Library Consortium (WeTALC)

LYRASIS ( East coast & mid-south) many of our databases)

Tenn-share (state wide) – electronic resources

TBR & UT Libraries

13. Greatest needs:

- a. Inflation index for funding
- b. Links to Research endeavors
- c. Increased external funding
- d. Endowment fund ( \$10,000,000 or larger)
- e. Restoration of staffing levels
- f. Better integration into curriculum

Prepared by:

Dr. Sylverna Ford

Dean of University Libraries

[sford@memphis.edu](mailto:sford@memphis.edu)

(901) 678-2201

23 February 2010