

Table 1: Project Reach

Date	Zipcodes	Course/group completed	Number of attendees confirmed by MOD staff	Participants with completed pre-evaluation measures (BIQ)	Participants with completed post-evaluation measures (PTQ)	# of post tests passed
January 2010						
	38118	Kairos	9	8	9	9
	38127	Rangeline CDC	15	15	14	11
	38107	Porter-Leath	20	28	28	28
Total (January)			44	51	51	48
February 2010						
	38106	Hamilton High	16	17	15	15
	38126	Temple of Deliverance	20	21	14	16
	38141	LaPetite	15	12	12	11
	38118	Kairos	4	5	5	5
	38106	St. Jude Baptist Church	10	7	7	7
	38111	Eastern Star	18	9	9	9
	38116	Whitehaven High	20	17	20	19
Total (February)			103	88	82	82
March 2010						
	38141	Southeastside	27	31	29	31
	38104	Hope and Healing	15	5	3	4
	38106	Smiles	12	10	9	9
	38105	TNCSA	12	12	3	3
	38105	Bridges	11	13	13	13
Total (March)			77	71	57	60
April 2010						
	38115	Southwest College	19	13	10	10
	38105	Bridges	N/A	11	11	12
	38104	Baby Love	N/A	7	7	7
	38127	Rangeline CDC	15	12	9	9
Total (April)			34	43	37	38
May 2010						
	38105	Bridges	N/A	9	7	7
	38104	Baby Love	N/A	16	11	13
Total (May)			N/A	25	18	20
Totals			258	278	245	248

Table 2: Demographic Characteristics

Demographic Characteristics	% of beginning participants w/BIQs (N=278)	% of LHAs w/BIQs (N=243)
Sex:		
Female	87.5	89.7
Male	6.6	7.8
Missing	5.9	2.5
Race:		
African American	88.2	89.3
Caucasian	6.3	5.7
Asian	0	0
Hispanic/Latino	0.8	0.8
Native American	0	0
Other	2	2
Missing	2.7	2.2
Age:		
18 & under	12.1	12.7
19-24	23.4	26.4
25-34	29.3	31.7
35-44	9.8	8.4
45-54	11.3	10.9
55-64	7.8	7.3
65 +	0.8	0
Missing	5.5	2.6
Marital Status:		
Never married	54.3	52.8
Not married, living with partner	5.1	6.7
Married, live with spouse	19.5	20.2
Married, spouse absent	1.6	1.7
Separated or divorced	12.9	11.2
Widowed	3.1	2.7
Missing	3.5	4.7
Education:		
< High school	25	23.7
GED	3.1	3.4
High School	18.4	19.2
Some college	24.2	25.1
Associate's degree	5.5	4.9
Bachelor's degree	7.4	6.5
Graduate/professional degree	15.2	15.7
Missing	1.2	1.5

Table 3: Zipcodes of the Participants (N=278)

Zipcodes	Number of Participants w/ BIQs N= 278 n (%)	Number of LHAs w/BIQs N= 243 n (%)
36017	1 (0.4)	1 (0.4)
36125	1 (0.4)	1 (0.4)
36128	1 (0.4)	1 (0.4)
38002	1 (0.4)	1 (0.4)
38016	3 (1.1)	2 (0.8)
38017	3 (1.1)	3 (1.2)
38018	2 (0.7)	2 (0.8)
38036	2 (0.7)	2 (0.8)
38053	3 (1.1)	3 (1.2)
38058	1 (0.4)	1 (0.4)
38069	1 (0.4)	1 (0.4)
38101	2 (0.7)	2 (0.8)
38103	5 (1.8)	5 (2.1)
38104	14 (5.0)	14 (5.8)
38105	4 (1.4)	4 (1.6)
38106*	18 (6.5)	18 (7.4)
38107	8 (2.9)	8 (3.3)
38108	10 (3.6)	10 (4.1)
38109*	14 (5.0)	14 (5.8)
38111	1 (0.4)	1 (0.4)
38112	6 (2.2)	6 (2.5)
38114	8 (2.9)	8 (3.3)
38115	9 (3.2)	9 (3.7)
38116*	11 (4.0)	9 (3.7)
38117	1 (0.4)	1 (0.4)
38118*	7 (2.5)	6 (2.5)
38119	1 (0.4)	1 (0.4)
38120	2 (0.7)	0 (0)
38122	10 (3.6)	8 (3.3)

Table 3

Zipcodes	Number of Participants w/ BIQs N= 278 n (%)	Number of LHAs w/BIQs N= 243 n (%)
38124	1 (0.4)	1 (0.4)
38125	16 (5.8)	16 (6.6)
38126	6 (2.2)	6 (2.5)
38127*	41 (14.7)	35 (14.4)
38128	24 (8.6)	23 (9.5)
38130	1 (0.4)	1 (0.4)
38134	6 (2.2)	4 (1.6)
38138	4 (1.4)	1 (0.4)
38141	9 (3.2)	2 (0.8)
38454	1 (0.4)	0 (0)
38611	1 (0.4)	0 (0)
38637	1 (0.4)	0 (0)
38654	1 (0.4)	0(0)
38671	3 (1.1)	1 (0.4)
39141	1 (0.4)	0(0)
Missing	12 (4.3)	11 (4.5)
Total	278 (100)	243 (100)

* Targeted zip codes

Table 4: Host Sites Zip Codes (N=292)

Host sites	Number of participants who completed at least one of the four surveys	Host site zip codes
Babylove	29	38104
Bridges	34	38105
Eastern Star/MOD	9	38111
Hamilton	17	38106*
Hope and Healing	5	38104
Kairos	14	38118*
LaPetite	12	38141
Porter Leath	28	38107
Rangeline	27	38127*
Smiles	10	38106*
Southeastside	32	38141
Southwest CC	14	38115
St. Jude	7	38106*
TNCSA	12	38105
TOD	21	38126
Whitehaven HS	21	38116*
Total	292	

* Targeted zip codes

Table 5: Participants' individual and family situation

Please tell us something about you and your family	Yes (%) N= 278	% of LHAs N=243
a. I am pregnant now	14.7	23.1
b. I am trying to get pregnant or will be trying soon	5.5	6.1
c. Someone living in my home is pregnant	7.3	47.5
d. My home includes girls or women between the ages of 14 and 44	44.7	47.2
e. My home includes infants or children under 3 years old	38.3	46.2
f. Someone in my family has experienced an infant death	36.1	35.1
g. I have a close friend whose infant has died	30.5	33.5

Table 6: Source of information about Community Voice Training

How did you learn about the Community Voice training opportunity?	% of Participants w/ BIQs (N=278)	% of LHA w/ BIQs (N=243)
Church group	27.3	28.5
Service Club, sorority, or other organization	27.7	26.5
Work or school	33.2	37.1
Neighborhood organization	9.8	8.7
Retail or service establishment	0.8	0.6
Flyer, news article or tv	6.3	7.4
Family or friends	8.2	9.2
Health care provider	5.1	4.1
Other	12.9	11.3

* Participants could choose more than one response

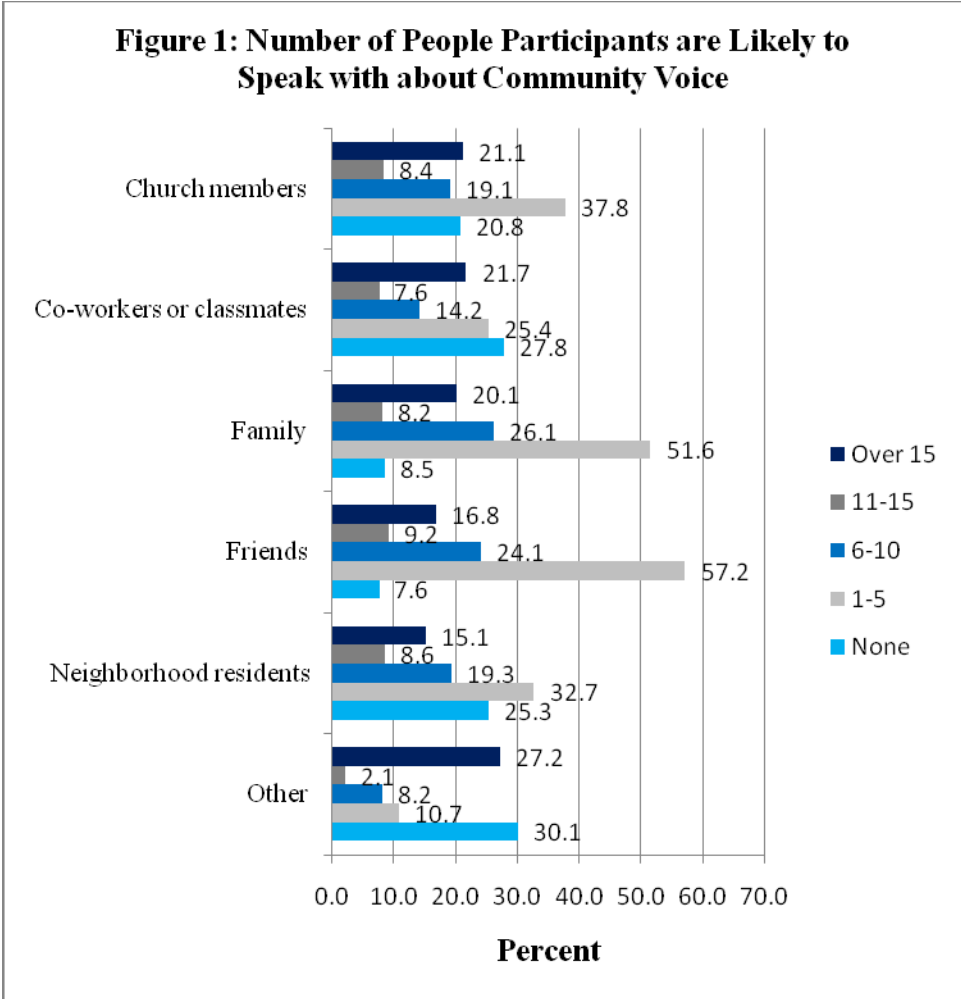


Table 7: Post Training Questions (N= 245)

Evaluation Question	All Participants	Mean
	Mean (N=245)	LHAs (N=240)
1. The purpose of Community Voice is clearly defined.	4.76	4.84
2. Community Voice is important for my community.	4.79	5
3. Course materials were informative.	4.76	4.92
4. Course materials were understandable.	4.76	4.87
5. Course materials were practical.	4.64	4.67
6. There was a good balance between lecture and other activities	4.66	4.58
7. It was useful to spread the material out over five separated sessions	4.49	4.41
8. The sessions moved at a good pace.	4.7	4.65
9. The course covered the right amount of information.	4.72	4.84
10. The instructor seemed knowledgeable.	4.86	4.86
11. The instructor explained the materials in a way that I understood.	4.82	4.97
12. The instructor was organized.	4.84	5
13. The instructor was approachable.	4.8	5
14. There were lots of oppurtunities to ask questions.	4.77	4.61
15. Practicing "Taking it to the People" would be helpful.	4.64	4.7
16. Visual aids were helpful in the course.	4.66	4.75
17. The facilities were comfortable.	4.57	4.58
18. I feel prepared to be a Lay Health Advisor.	4.44	4.39
19. It will be easy for me to talk about the course material.	4.54	4.64
20. Refreshments were an important part of the training.	3.94	3.75

1=Strongly disagree; 2=Disagree; 3=Neither agree nor disagree; 4=Agree; 5=Strongly agree

Table 8: Pre-knowledge test (N=285) and Post-knowledge test (N= 252) results

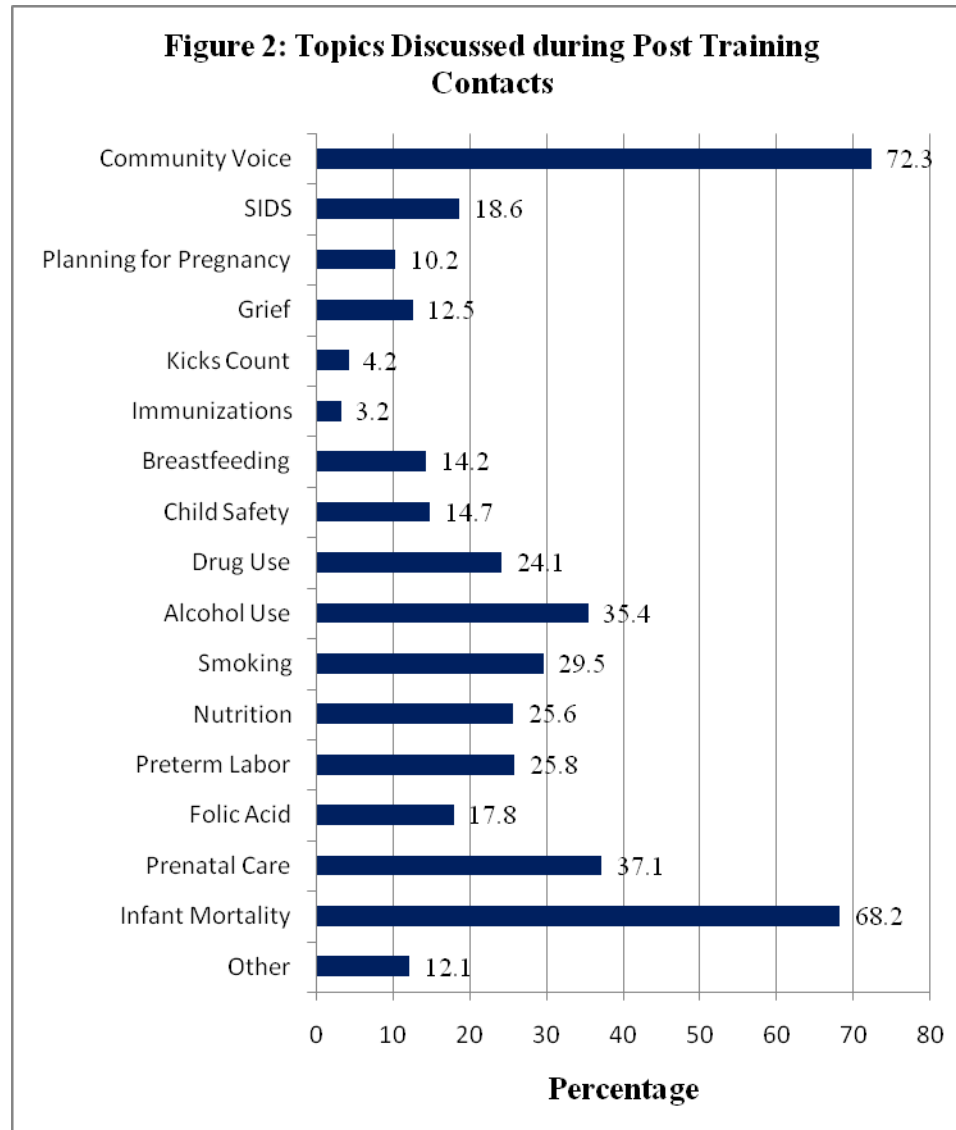
Multiple Choice questions:	Correct Answers	% Correct on Pre	% Correct on Post
1. What is the mission of Community Voice?	Teach health information, raise awareness, and reduce Black infant death	83.5	100
2. Which of the following may cause sperm defects?	Air pollution, bug spray, and cigarette smoke	51.2	98.2
3. Folic acid helps prevent:	Birth defects	59.5	60.2
4. Most people should take this amount of folic acid everyday:	400 micrograms	15.2	95.1
5. Which of the following foods contain folic acid:	Spinach, Total cereal, and orange juice	59.2	86.2
6. Normally pregnant women should gain about:	25-30 pounds	51.2	94.2
7. What is the number one cause of Black infant death?	Pre-term birth	54.6	71.5
8. Why is prenatal care important?	It helps monitor the growth of the baby, catch problems early, determine the position of the baby, and provides time to ask questions.	88.8	100
9. What is low birth weight?	Less than 5 lbs., 8 oz.	24.2	97.2
10. Women who smoke while pregnant may:	Develop pre-term labor, have a low birth weight baby, and increase risk of baby dying of SIDS.	76.7	100
11. Stress can:	Cause fatigue, high blood pressure, heart disease, and preterm labor.	87.4	100
12. What is SIDS?	The sudden and unexplained death of a baby under one year of age.	79.4	100
13. The type of parent we become is usually based on:	The way a person was raised by their parents, the environment in which a person grows up, and a person's race and religion.	76.2	100
True/False Questions:	Answer:	% Correct on Pre	% Correct on Post
1. Preterm Labor means going into labor before the 37 th week of pregnancy.	TRUE	89.2	97.5
2. All babies stop moving toward the end of pregnancy.	FALSE	94.1	100
3. Some studies say that women with gum disease are more likely to have preterm labor.	TRUE	23.6	98.2

Table 8

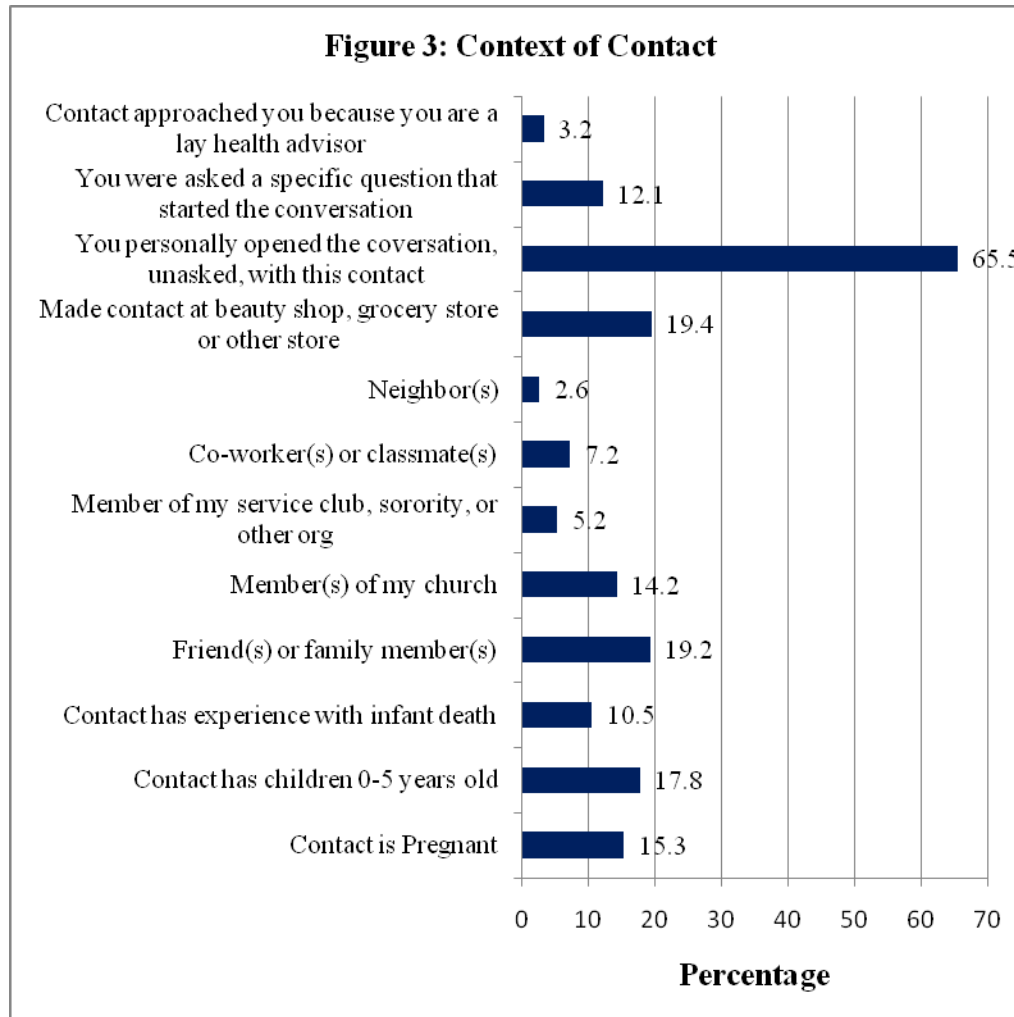
True/False Questions:	Answer:	% Correct on Pre	% Correct on Post
4. Most pregnant women need about 1500-1800 calories a day.	TRUE	61.5	85.2
5. Babies with Fetal Alcohol Syndrome sometimes look different from other babies.	TRUE	81.6	100
6. If a pregnant woman becomes infected with chicken pox, her baby could die or be born with birth defects.	TRUE	68.2	100
7. Black women are more likely than white women to develop bacterial vaginosis.	TRUE	45.1	100
8. Second-hand smoke can cause preterm labor in non-smokers.	TRUE	83.2	100
9. Hot dogs, luncheon meats and deli meats can cause Listeriosis.	TRUE	47.4	100
10. Racism is sometimes disguised as something that people are more willing to accept.	TRUE	62.1	100
11. Babies born to women who use marijuana may develop behavior problems.	TRUE	89.2	100
12. Babies can be born addicted to crack.	TRUE	84.2	100
13. Illnesses caused by smoking are the number one cause of death for	TRUE	46.8	74.2
14. Putting babies on their backs to sleep reduces the risk of SIDS.	TRUE	79.4	100
15. Girl babies are more likely to die of SIDS.	FALSE	80.2	94.2
16. SIDS usually happens when a baby is 2 to 4 months old.	TRUE	31.1	95.2
17. Baby cribs cause SIDS.	FALSE	79.8	100
18. A baby sleeping on his back is more likely to vomit and choke	FALSE	54.7	100
19. Shaking a baby does the same harm as dropping the baby headfirst onto the floor.	TRUE	89.5	96.5
20. The brain and heart develops during the first 8 weeks of pregnancy	TRUE	92.3	100
21. SIDS is never anyone's fault.	TRUE	54.1	85.4
22. In this country the Black infant death rate is the highest.	TRUE	91.4	100
23. Preconception means before pregnancy.	TRUE	89.1	100
24. In a car crash at 25 miles per hour, a 12 pound baby feels like it weighs 240 lbs.	TRUE	64.4	1100
25. All infant death can be prevented	FALSE	52.7	78.2

Table 9: Age ranges reported on the contact reporting forms (N=785)

Age Range of Contacts	% of participants
Missing	3.2
18 and under	20.2
19-24	25.7
25-34	28.5
35-44	13.9
45-54	4.5
55-64	1.2
65+	2.8



Note: Participants wrote in answers, thus total does not equal 100%



Note: Participants wrote in answers, thus total does not equal 100%