



Discussion with the Staff Senate  
Shirley C. Raines  
1/20/2011

2012 U of M  
100<sup>th</sup> Anniversary

THE UNIVERSITY OF  
**MEMPHIS**

# Vision for 2012 – 100<sup>th</sup> Anniversary

“The University of Memphis will be recognized as one of America’s great metropolitan research universities...

...noted for its comprehensive, innovative academic programs and for capitalizing on its urban setting and region to address the challenges of our global society.”

# Strategic Plan

## Goals

- Student Success
- Research and Creativity
- Access and Diversity
- Partnerships
- Campus Culture and Service Excellence
- Sense of Place

Strategic Plan website: <http://www.memphis.edu/stratplan/>

# Key Measures from Strategic Plan

|   | Actual   |                        |                        |                        |         |         |               | Goal        |
|---|----------|------------------------|------------------------|------------------------|---------|---------|---------------|-------------|
|   | Baseline | 2005-06                | 2006-07                | 2007-08                | 2008-09 | 2009-10 | 2010-11       | 2012        |
| Honors enrollment                               | 700      | 993                    | 1,270                  | 1,285                  | 1,385   | 1,485   | 1,627         | 1,700       |
| Endowed professorships and Chairs of Excellence | 28       | 43                     | 55                     | 55*                    | 65      | 70      | TBD           | 80<br>(100) |
| Alumni Giving                                   | 4.2%     | 5.4%                   | 6.6%                   | 7.0%                   | 6.5%    | 6.2%    | TBD           | 12.0%       |
| Research  | \$25m    | \$49.0m <sup>(a)</sup> | \$51.2m <sup>(a)</sup> | \$50.7m <sup>(a)</sup> | \$50.0m | \$49.5m | TBD           | \$100m      |
| Enrollment                                      | 20,668   | 20,465                 | 20,562                 | 20,379                 | 20,214  | 21,424  | <b>22,421</b> | 23,000      |

\*Goal achieved

\*\*Estimate

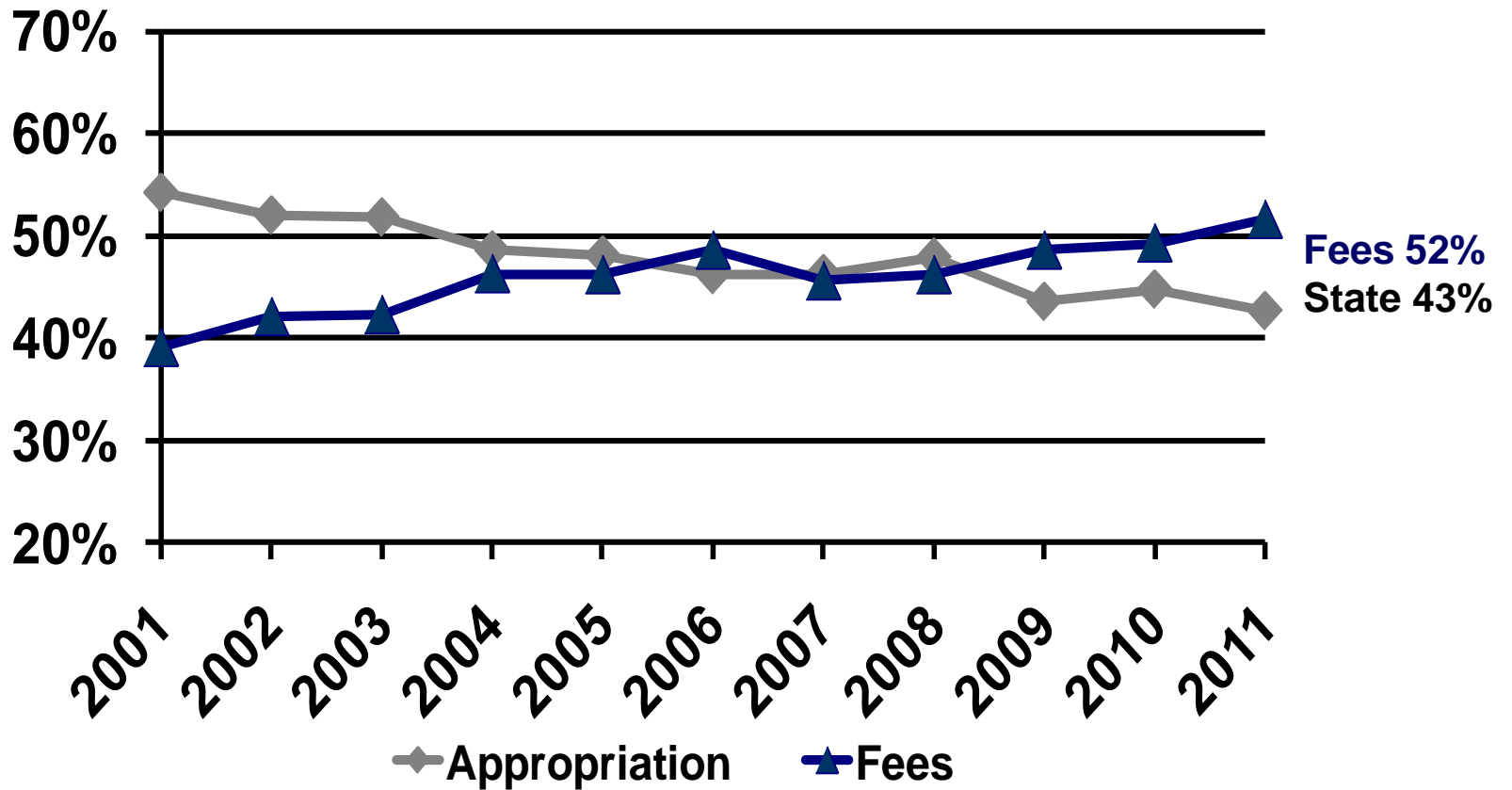
(a) Dollars counted differently for multi-year awards

N/A Information is not available

# Strategic Priorities for Academic Affairs

- Academic Program growth areas
  - Examples: Architecture, Nursing, Public Health, Distance Learning, Social Work
- Students on track for graduation
- Recruitment and retention
- Funded research and grants
- New opportunities for growth in sponsored research and enrollment

# Appropriation & Tuition as a percentage of E&G revenue



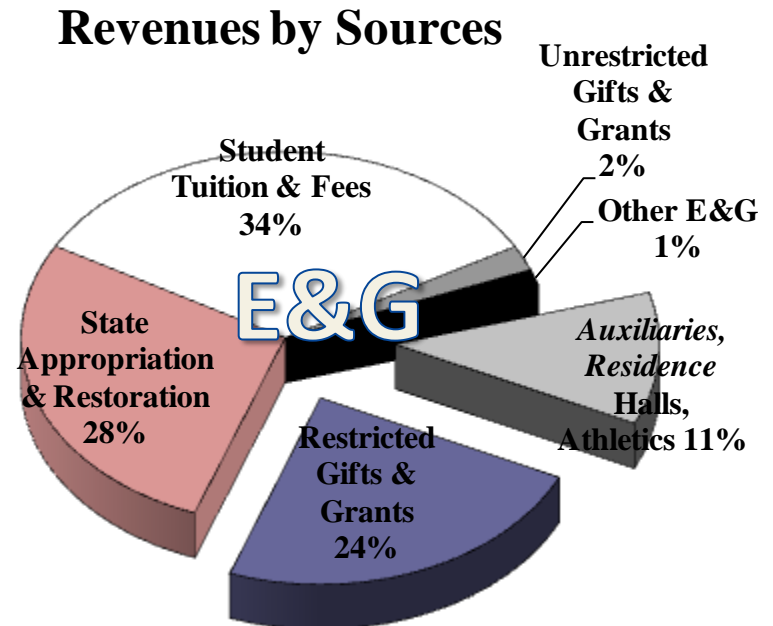
FY10 & FY11 reflects the State Fiscal Stabilization Funds (SFSF) & Maintenance of Effort (MOE) along with a FY11 tuition increase averaging 5.6%. Even with the Federal funding, the state appropriation remains at a record low of 43%.

# University Budget FY2011

Three main components of the University's Budget:

- Educational & General (E&G) -- primarily state & tuition/fee funded
- Auxiliaries & Athletics – Revenue supported activities including student housing, bookstore, food services, & vending; intercollegiate athletics
- Restricted – Federal & State Grants, Sponsored Research, Private Gifts, Lottery, Pell, and Other Financial Aid Programs

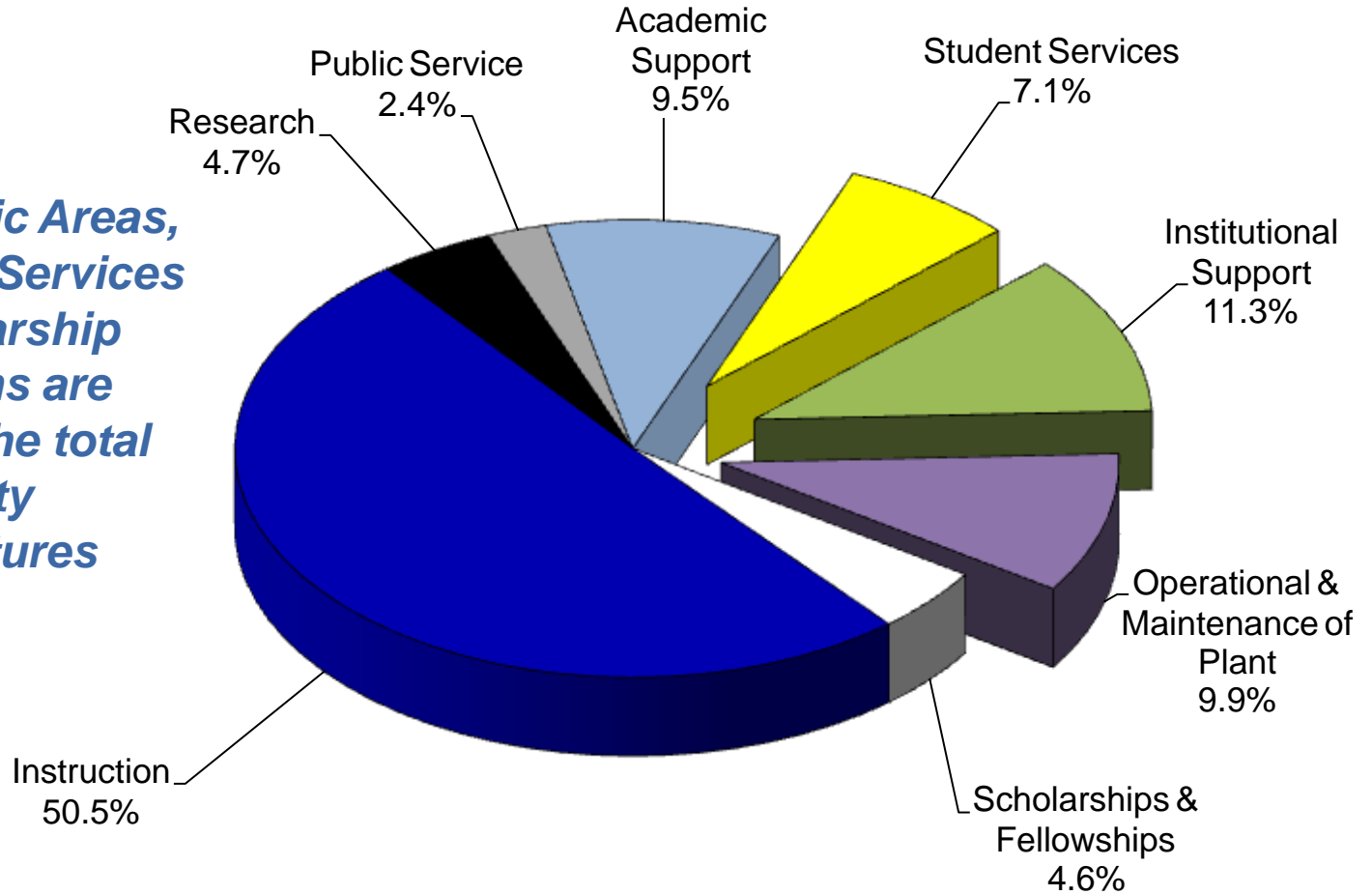
| <b>FY11 Budget –<br/>with 5.6% tuition revenue+<br/>&amp; stimulus restoration</b> | <b>in millions<br/>July<br/>Proposed</b> |
|--|--|
| Education and General (E&G)  | \$ 285.6                                 |
| Auxiliaries/Athletics  | 50.1                                     |
| Restricted   | 103.6                                    |
| <b>Total</b>   | <b>\$ 439.3</b>                          |



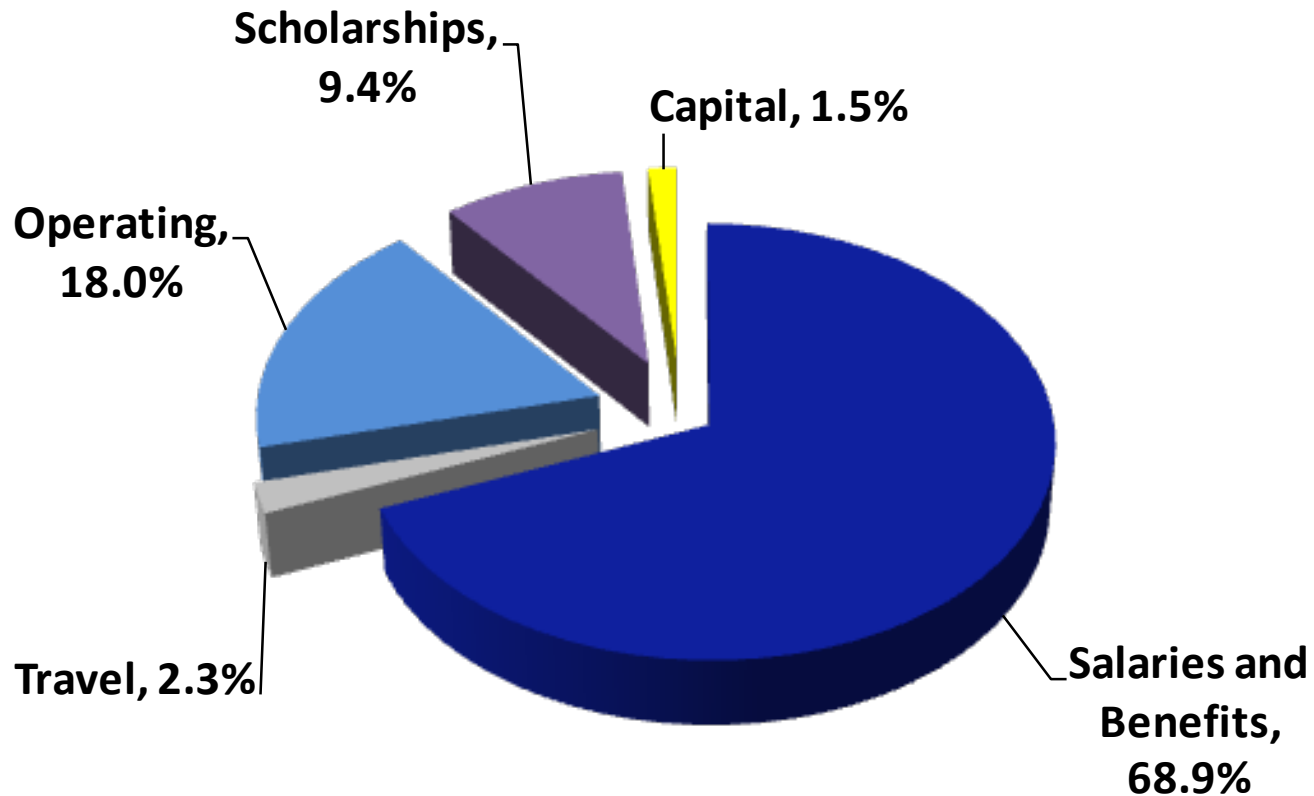
# Base Budget Expenditures by Function

FY11 E&G Projected

**Academic Areas,  
Student Services  
& Scholarship  
Functions are  
79% of the total  
University  
expenditures**



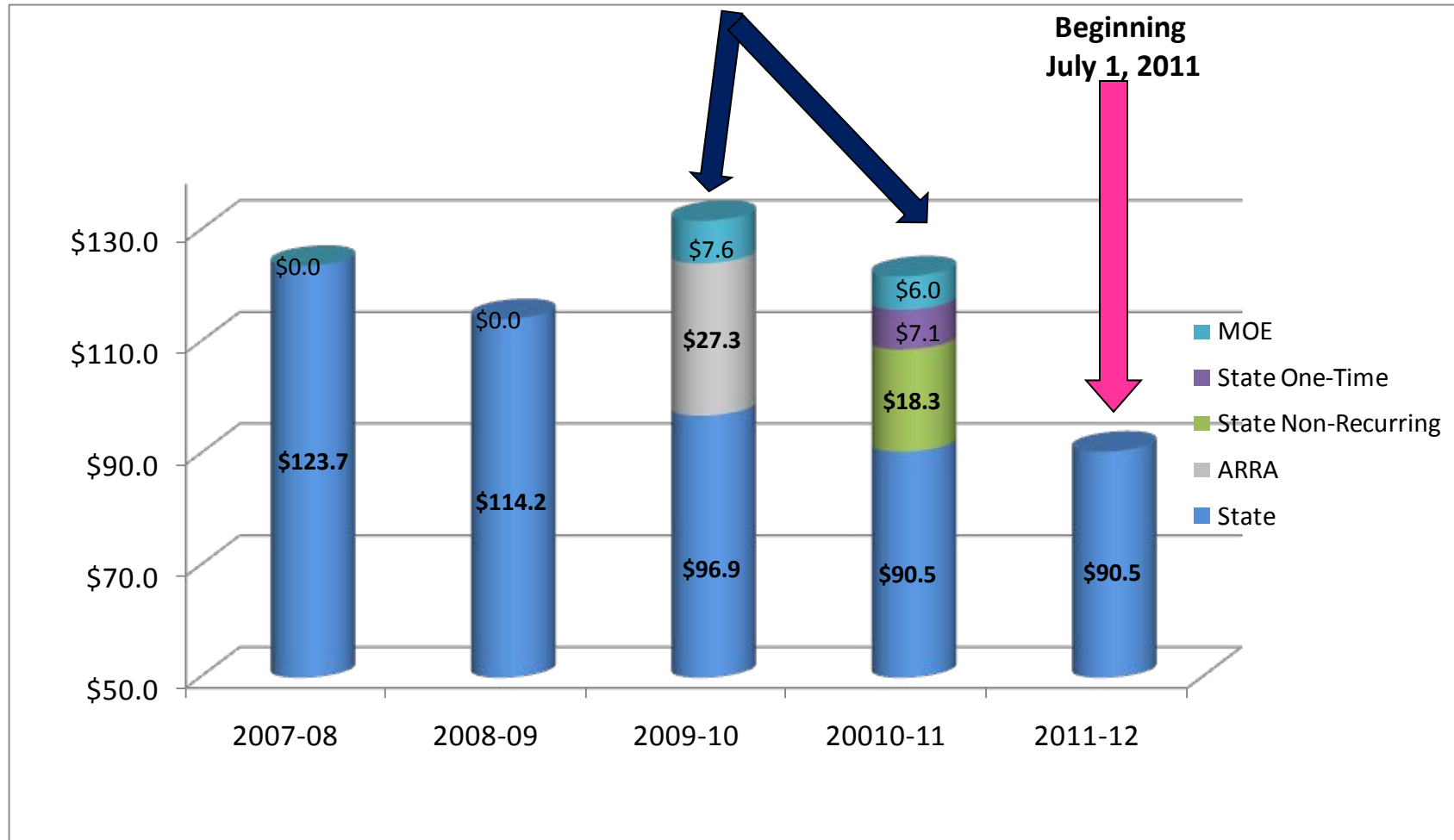
# E & G Base Budget Expenditures by Category



*Note: Excludes Transfers, Auxiliary Units and Restricted Budgets*

# State Appropriation & Federal Stimulus Funds

Stimulus + MOE + State One-Time



# Recap of TBR Budget Guidelines

U of M Appropriation (preliminary, subject to legislative revision)

|  |                                   |
|--|-----------------------------------|
| Beginning Base State Appropriation FY09        | \$116,786,800                     |
| FY10 Base Cut – Tier II (17%)                  | (19,886,300)                      |
| FY11 Base Reduction per TBR (6.6%)             | (6,438,200)                       |
| FY11 Adjusted Base                             | <hr/> \$90,462,300                |
| FY11 Maintenance of Effort (MOE) to FY06 level | 5,981,600                         |
| State Non-Recurring Restoration for FY11       | 18,277,000                        |
| Additional State One-Time funding              | 7,110,100                         |
| FY11 Estimated Appropriation                   | <hr/> \$121,831,000 <hr/>         |
| <b><i>FY12 Estimated Appropriation</i></b>     | <b><i><u>\$90,462,300</u></i></b> |

# Challenges

- Faculty and Staff Salaries
- Enrollment – Recruitment and Retention
- Expansion of Research
- Budget – changing level of state funding for Higher Education

# Contacting Legislators

Government Relations website

<http://www.memphis.edu/govern/>

- Use personal resources to make contact as private citizens
- University resources including email, fax machines, stationary, etc. should not be used

THE UNIVERSITY OF  
**MEMPHIS**  
100  
YEARS  
1912-2012  
**Dreamers. Thinkers. Doers.**

# 2012 Centennial Celebration

- Art Exhibits
- Musical and Theatrical Performances
- Lectures
- Table Top Book
- History
- Documentary



# Tigers Around Town





**EMPOWERING**  
*the* **DREAM**

**Campaign Goal**  
**\$250 MILLION**



# Centennial Logos



*Centennial Logo*



**EMPOWERING**  
*the* **DREAM**

*Campaign Logo*