

## Connecting on an Android or Tablet

---

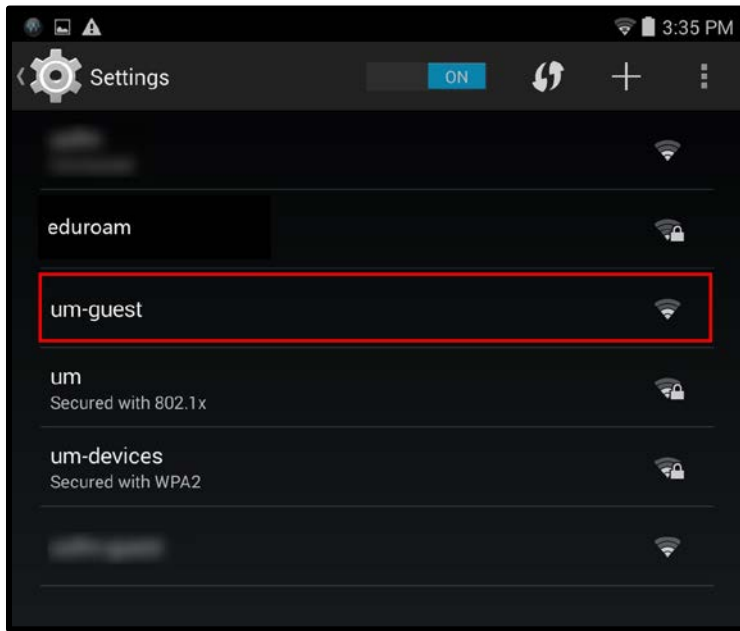
1. Go to your device **Settings**.



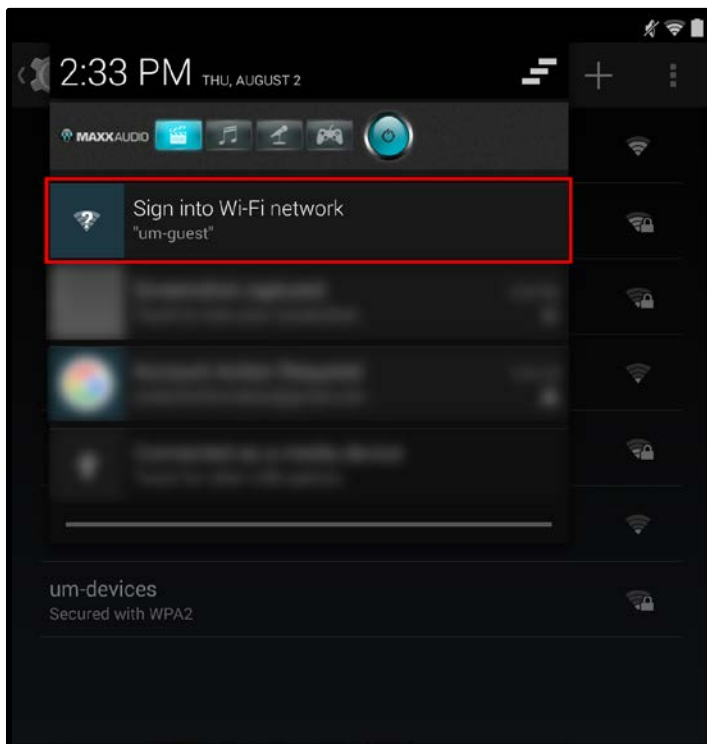
2. Make sure that your **Wi-Fi** has been activated for the device.



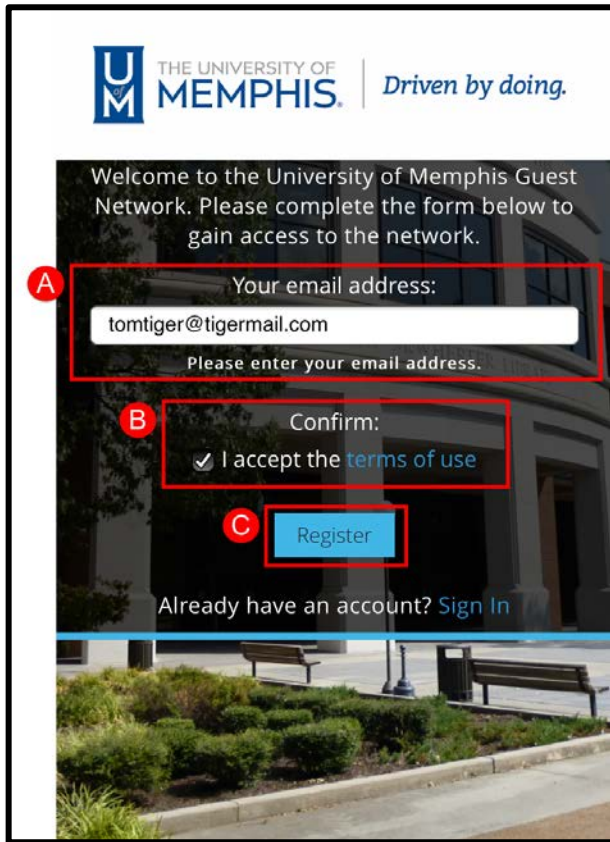
3. Select **um-guest** from the wireless networks.



4. You will receive a notification asking you to sign in to the Wi-Fi network. Pull down your notifications bar and select **Sign into Wi-Fi network**. You will be prompted to select a browser.



5. You will be asked to enter an **(A)** email address. This is a non-UofM affiliated email. (In this example, we used tomtiger@tigermail.com.) **(B)** Check the I accept the terms of use box. **(C)** Click Register.

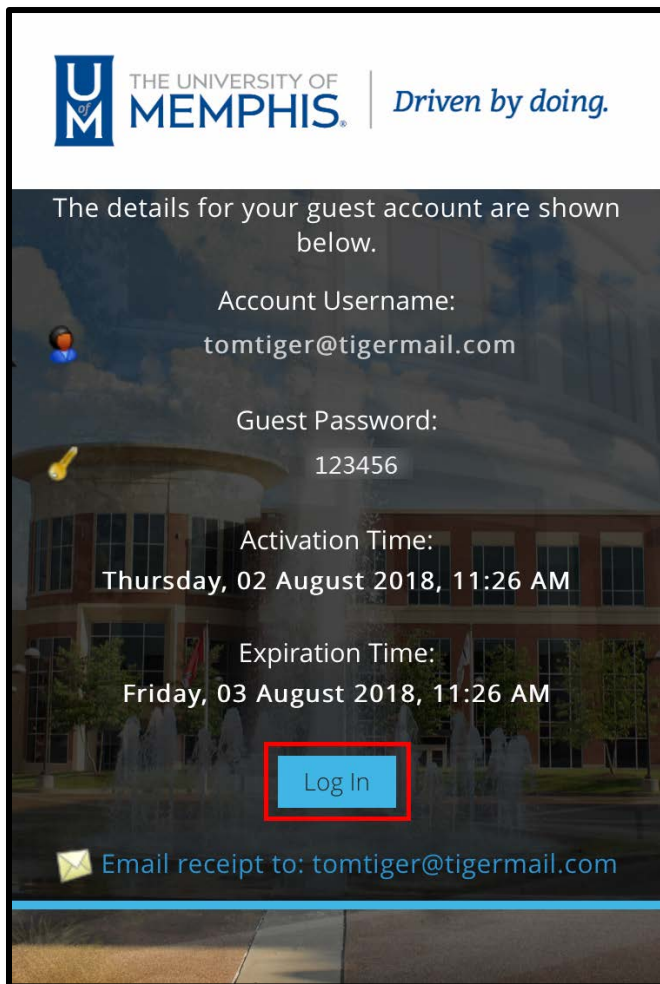



The screenshot shows the registration page for the University of Memphis Guest Network. At the top left is the university logo and the slogan "Driven by doing." The main heading reads "Welcome to the University of Memphis Guest Network. Please complete the form below to gain access to the network." The form contains three main sections: 1. An email address field labeled "Your email address:" with the value "tomtiger@tigermail.com" entered. A red box labeled "A" highlights this field. 2. A confirmation section labeled "Confirm:" with a checked checkbox and the text "I accept the terms of use". A red box labeled "B" highlights this section. 3. A blue "Register" button highlighted by a red box labeled "C". At the bottom, there is a link for "Already have an account? Sign In". The background of the form is a photograph of a campus building and walkway.

6. You will be given the details to your guest account including a guest password and expiration time for your account and password.

*Note: If you click on your email at the bottom, an email receipt will be sent to the email address you entered confirming your guest account.*

7. Click **Log In**.



 THE UNIVERSITY OF  
**MEMPHIS** | *Driven by doing.*

The details for your guest account are shown below.


Account Username:  
tomtiger@tigermail.com

Guest Password:  
123456

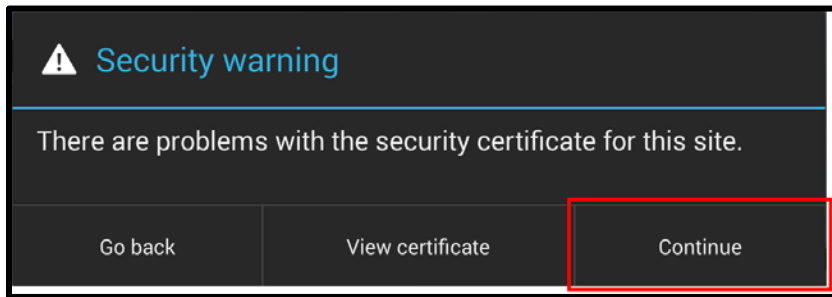
Activation Time:  
Thursday, 02 August 2018, 11:26 AM

Expiration Time:  
Friday, 03 August 2018, 11:26 AM

[Log In](#)

 Email receipt to: tomtiger@tigermail.com

8. A window will pop up with a security warning. Select Continue.



*Note: If you have previously logged into the um wireless network, you will receive this message after selecting Continue:*

