


Site Configuration Guide

Site Layout:

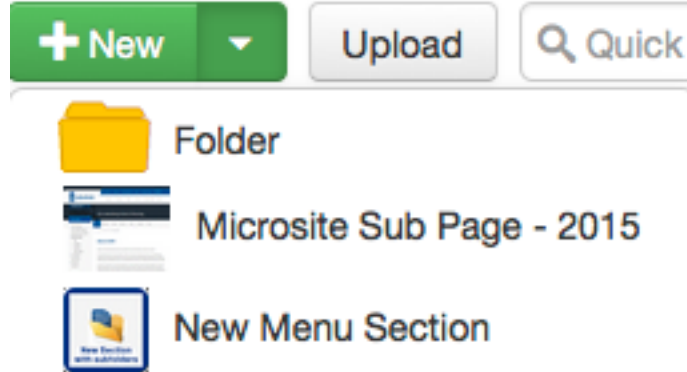
- site-root-directory
 - config
 - site_config.pcf (see below)
 - index.pcf
 - menu-section1
 - config
 - section_config.pcf
 - index.pcf
 - menu-section2
 - config
 - section_config.pcf
 - index.pcf
 - etc.

Site Configuration:

- Each site has a configuration file located at /site-root-directory/config/site_config.pcf
 - This file contains the following parameters that can be edited using the yellow multi-edit button. 
 - Site Name
 - Site Breadcrumb
 - Site Menu
 - Slide Show Images
 - Callout


Section Creation:

- Create a new section for each site menu item using the green new button while in a directory listing of the site and clicking “New Menu Section”...



Once a new menu section has been created configure add the link to it in the menu editor on the site_config.pcf page, and configure the section.

Section Configuration:

- Each section corresponds to a site menu option, and has a configuration file at menus-section/config/section_config.pcf
 - This file contains the following parameters that can be edited using the yellow multi-edit button. 
 - Section Breadcrumb
 - Left Navigation Title
 - Left Navigation