

Graduate School/CIES Updates Fall 2023



Graduate Enrollment

Headcount Fall 2023

Last Year	This Year	Variance
4,679	4,755	76 1.6%

Career Level	This Year	Change from Last Year	% Change
▼			
☐ Graduate	4,755	76	1.6%
Resident	1,918	-153	-7.4%
Nonresident	498	-10	-2.0%
International	1,484	222	17.6%
Global	637	-3	-0.5%
Global Nonresident	218	20	10.1%
Total	4,755	76	1.6%

Total Enrollment by Degree for CAS

Fall Registrations as of Day - 9					
				By Department	By Degree
College of Major	Registered Today	Registered Last Year Today	Registered YoY%	Registered 2 Years Ago Today	
⊖ College of Arts and Sciences	1,454	1,188	22.4%	898	
⊕ DSW	12	14	-14.3%	10	
⊕ GCRT	93	74	25.7%	69	
⊕ MA	156	159	-1.9%	169	
⊕ MCRP	27	29	-6.9%	21	
⊕ MFA	24	23	4.3%	23	
⊕ MNM	13	9	44.4%	1	
⊕ MPA	29	41	-29.3%	39	
⊕ MS	652	412	58.3%	137	
⊕ MSW	114	117	-2.6%	120	
⊕ PHD	420	374	12.3%	357	
Total	1,454	1,188	22.4%	898	

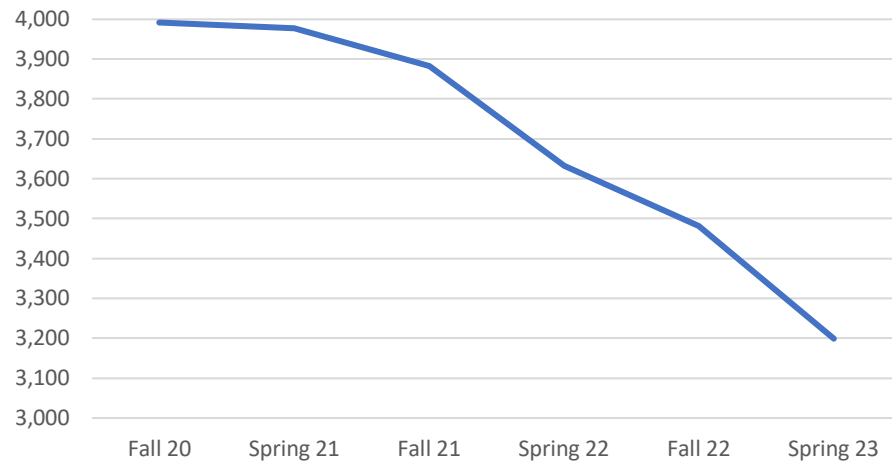
International Enrollment by College

					By Department	By Degree
Fall Registrations as of Day -12						
College of Major	Registered Today	Registered Last Year Today	Registered YoY%	Registered 2 Years Ago Today		
⊕ Coll of Prof & Liberal Studies	3	2	50.0%	4		
⊕ College of Arts and Sciences	747	473	57.9%	174		
⊕ College of Education	6	4	50.0%	5		
⊕ College of Health Sciences	10	9	11.1%	5		
⊕ Comm Sciences and Disorders	4	4	0.0%	6		
⊕ Communication and Fine Arts	34	24	41.7%	19		
⊕ Fogelman Col of Bus and Econ	543	636	-14.6%	220		
⊕ Herff College of Engineering	125	82	52.4%	56		
⊕ Loewenberg College of Nursing		2	-100.0%	2		
⊕ No College Designated	1	7	-85.7%	8		
⊕ School of Public Health	51	32	59.4%	28		
⊕ Wilson School of Hospitality	5	7	-28.6%	4		
Total	1,520	1,274	19.3%	519		



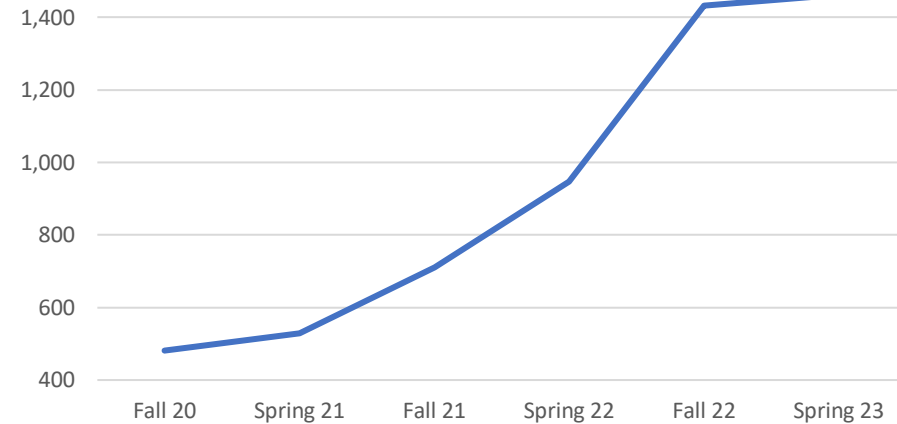
Graduate Enrollment Trends

Domestic Graduate Enrollment



Down 20% over 2 years

International Graduate Enrollment



Up 200% over 2 years

What can we do to build domestic enrollment?



- Identify areas within your college for potential **domestic** growth. Let's meet to strategize!
- Graduate recruitment and enrollment advisory committee. Monthly meeting to develop strategies, share best practices, pool resources, etc.
- 2023 University of Memphis Fall Graduate School Exploration Night on **Monday, September 25, 2023, from 4:00 pm - 6:30 pm** in the UofM Rose Theatre.
- Focus on clear, consistent, and fast communication
 - Department websites
 - Respond to student inquiries and build leads (Slate general Inquiry forms)
 - Help the graduate school respond to student inquiries coming to graduateadmissions@memphis.edu by sending us content for snippets.
 - Keep the Graduate School Directory up to date: <https://www.memphis.edu/gradschool/contact/directory.php>
- Communications plan: identify students in the funnel, develop targeted communications to those students. Slate Queries.

Website Admissions Template

- Why Study X at the University of Memphis
 - Brief description of program, highlighting why it is unique (what can I do here at UofM that I can't get elsewhere?)
- Careers
- Instructional modes (fully online, hybrid, on the ground)
- Concentrations (if relevant)
- Admissions Standards and Procedures
 - Minimum requirements for consideration (GPA, prereqs, etc.)
 - Required documents (test scores, writing sample, personal statement, cv/resume etc.)
 - Deadlines for submission
 - Contact information for admission/program questions
 - Apply now link: https://www.memphis.edu/graduateadmissions/future/apply_grad.php
 - Graduate assistantship and funding information
- Brief description of curriculum (link to catalog/update link each year)
- Recent courses you want to highlight (link to courses in catalog/update each year)

Retention

- 573 Graduate students enrolled in the spring (and who did not graduate in the spring or summer) have not enrolled in the fall 2023.
- (As of 8/19) 268 Graduate students registered for the fall 2023 term on probation.

What can we do?

Graduate Academic Advising Network (GAAN)

Use of Navigate (Probation and Registration Tracking)

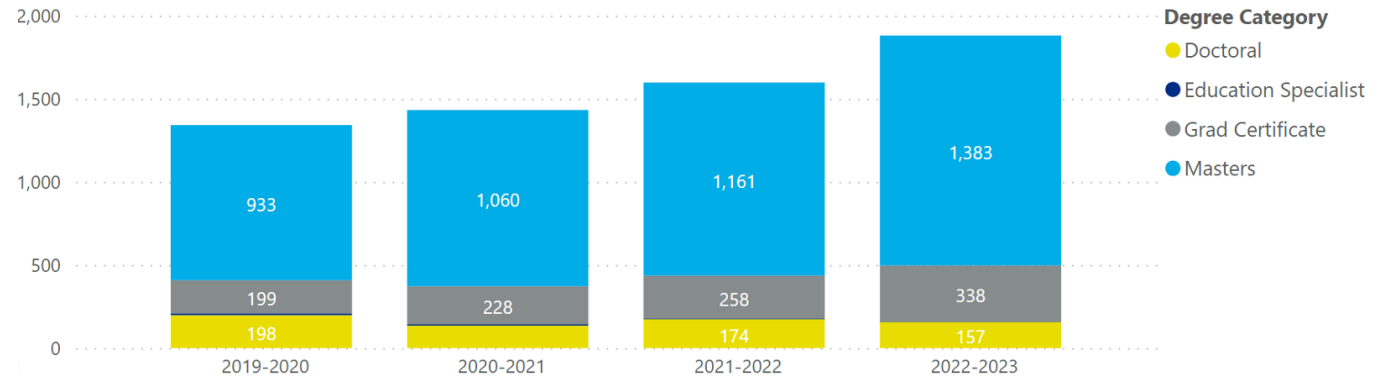
ESL Embedded Pilot

Early alert in large courses

Graduate student experience

Degrees Awarded and R1 Doctoral Numbers

Degrees Awarded by Degree Year and Degree Category



Degrees Awarded by College, Dept, Degree, Major, Concentration

College of Major	2019-2020	2020-2021	2021-2022	2022-2023
Coll of Prof & Liberal Studies	26	43	48	43
College of Arts and Sciences	310	302	340	404
College of Education	307	300	259	324
College of Health Sciences	40	48	53	54
Comm Sciences and Disorders	66	70	64	73
Communication and Fine Arts	74	82	90	76
Fogelman Col of Bus and Econ	309	330	456	651
Herff College of Engineering	48	49	68	60
Loewenberg College of Nursing	71	103	96	77
School of Public Health	66	71	88	90
Wilson School of Hospitality	24	34	35	28
Total	1,341	1,432	1,597	1,880

Spring 2023 Doctoral Graduates/R1 count

Carnegie Category	Actual Summer 2022	Actual Fall 2022	Actual Spring 2023	Current Year Total (Su22, F22, Sp23)	Previous Year Total (Su21, F21, Sp22)	Increase from Previous Year Total
Humanities (5 Programs)	10	4	16	30	21	9
Social Sciences (2 Programs)	8	2	2	12	8	4
STEM (10 Programs)	16	8	15	39	56	-17
Other (13 Programs)	32	8	36	76	41	35
Total	66	22	69	157	126	31
Previous Year	29 (Su21)	30 (F21)	67 (Sp22)			
Increase from previous year	37	-8	2			

Center for International Education Services



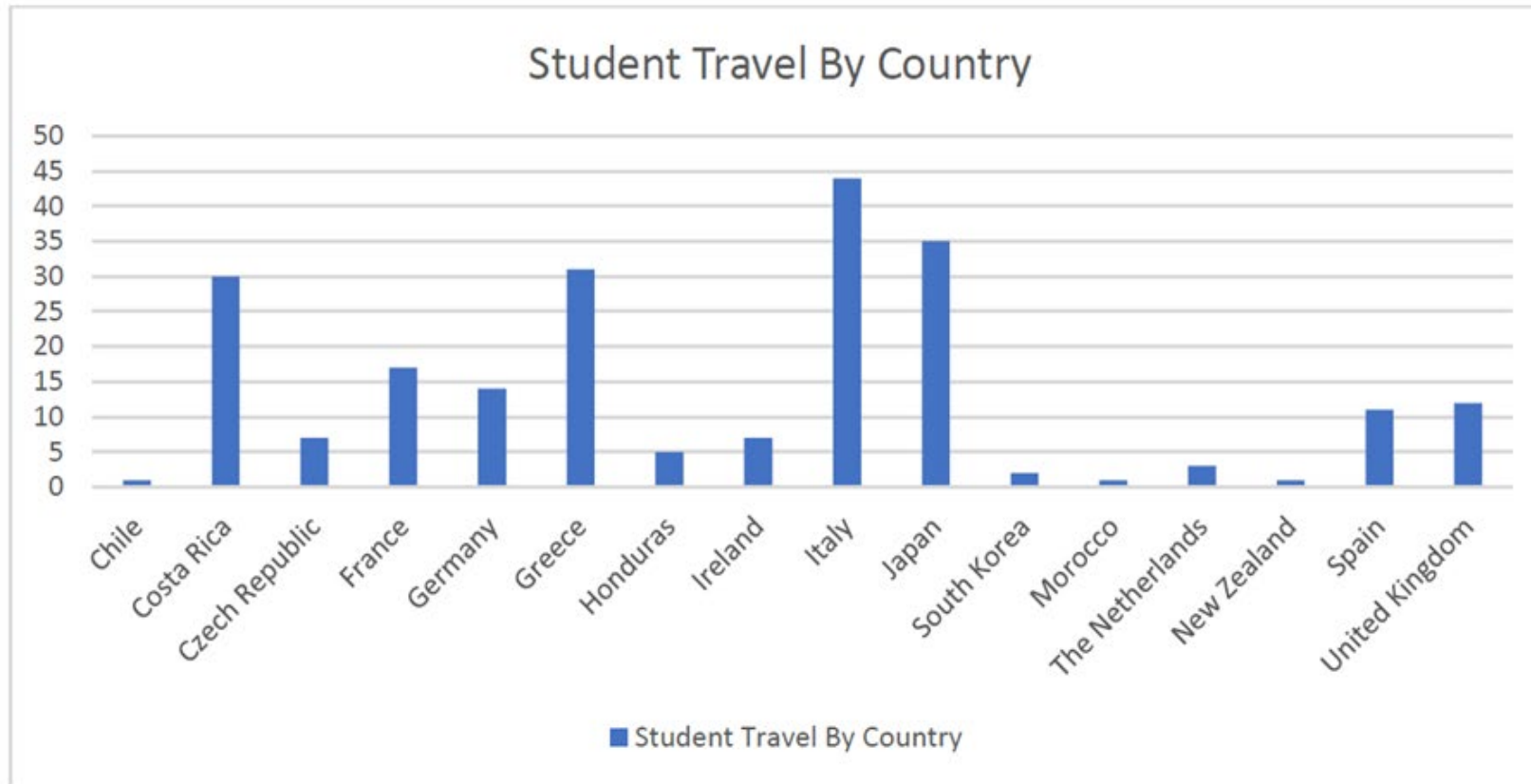
CIES Data

- Over 1300 I-20's issued for Fall 2023
- 473 students (as of 8/16) on F1 visa expected to join us for Fall 2023
- 56 students enrolled in IEI for Spring 2023
- 24 Speak Tests Administered for International Students
- 9 IEI students transitioning to regular University program

Fall 2023 Orientation
International Student Services (ISS) &
Education Abroad
August 21 - 25, 2023

Intensive English for Internationals
Orientation and Placement Week
August 28 – September 1, 2023

222 UofM Students Studied Abroad AY 2022-23



Successful F-1 Advising Workshop for UM Staff & Faculty



INTERNATIONAL STUDENT SERVICES | UNIVERSITY OF MEMPHIS

F-1 101:
BASIC INFORMATION ABOUT
INTERNATIONAL STUDENTS

THURSDAY, JULY 13 | 10:00 AM

What is an I-20?
Employment Regulations

What is an F-1 Visa?
Enrollment Requirements

International Trivia, Refreshments, and More!

110 INTERNATIONAL CENTER, ROOM 115

Questions? Email theworld@memphis.edu.
901-678-5918



INTERNATIONAL STUDENT SERVICES
UNIVERSITY OF MEMPHIS

**ADVISING F-1
STUDENTS**

THURSDAY, JULY 27 | 10:00AM
110 INTERNATIONAL CENTER, ROOM 115

1-20 PROGRAM EXTENSIONS
REDUCED COURSE LOAD
CURRICULAR PRACTICAL TRAINING (CPT)
OPTIONAL PRACTICAL TRAINING (OPT)
AND MORE

Student Health Insurance Update

- Phase 1: January 1, 2024 all international students (graduate and undergraduate) automatically enrolled. They can opt out/waive if they show proof of insurance equal to or greater than Wellfleet plan (Wellfleet is ACA compliant and offers full year coverage). All domestic students will be able to purchase coverage on a voluntary basis.
- Phase 2: Graduate Assistantship Subsidies. The plan, subject to budget approval, is for implementation in the fall of 2024. All “full-time” graduate assistants (full-tuition plus 20 hrs. a week) will receive a 60% subsidy. (\$1391 per student; student pays \$928). Full year coverage.
- If we move forward with graduate assistantship subsidies, all “full-time” graduate assistants would be automatically enrolled in the fall of 2024. They can opt out/waive if they show proof of insurance equal to or greater than Wellfleet plan (Wellfleet is ACA compliant and offers full year coverage). The total cost of the subsidy if all full-time graduate assistants were on the plan: \$790,315

Let us know how we can help!

- Deborah Tollefsen, Vice Provost and Dean of the Graduate School, dtollfsn@memphis.edu
- Brian Meredith, Assistant Vice Provost and Associate Dean of the Graduate School, bmeredth@memphis.edu
- Rebecca Laumann, Executive Director, Center for International Education Services, rlaumann@memphis.edu