

# Video Conference Center

## To Start System & Power on Monitor



Press the tablet touch screen to start the system

*Password: 4335*




**SELECT SOURCE:** PC is the built-in computer. USB-C and HDMI refer to the cables coming from the cabinet to connect your device.

**WiFi:** UM Guest – enter email address and agree to terms.

## Connecting Teams Using A Laptop





- Use the USB-C cable or the {HDMI + USB} cable.  
When using these cables, you can control the camera and ceiling audience microphone.



- Adjust volume by moving the computer volume slider.

## To Shut Down

- Press red button “Shutdown”. 
- Confirm shut down by pressing “Yes, Shut Down” in the pop-up window.
- Return tablet to the charging station inside cabinet.