

# Visioning is the heart of ERVA

In its first 12 months, ERVA's activities and outreach have achieved the following:

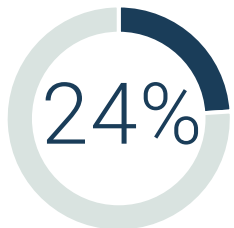
## ERVA held its first visioning event in December 2021

### 34 States

were represented by registrants at the first ERVA visioning event.



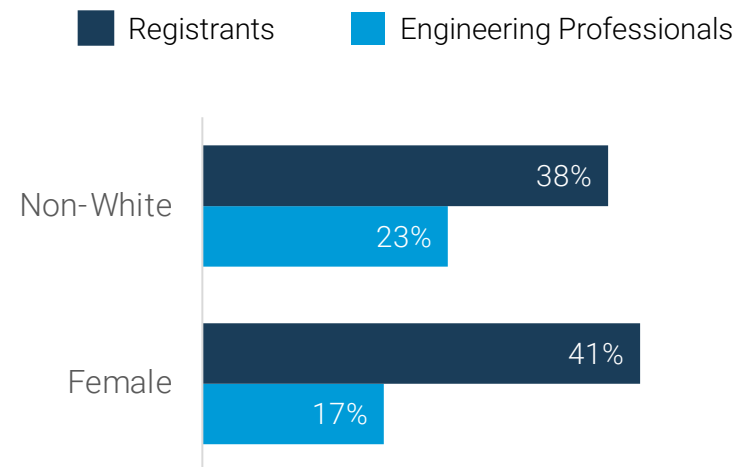
Note: The size of each circle represents the number of participants from that state.<sup>2</sup>



Nearly a quarter of registrants were early career (**1-10 years** of experience).

### 136 Registrants

attended the first visioning event, and were more diverse compared to people actively employed in engineering professions nationally.<sup>1</sup>



### 104 Organizations


23% from Industry



58% from Academia



19% from Government, Nonprofit, Other



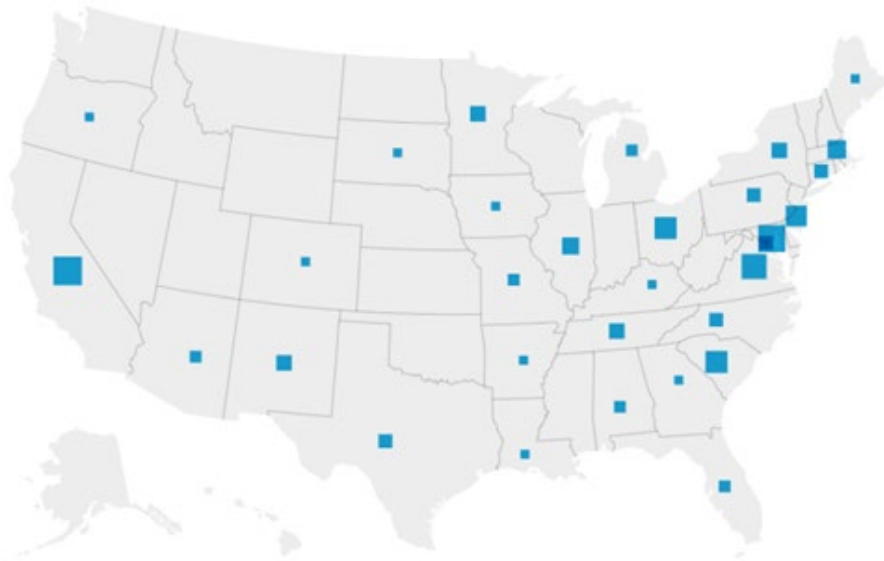
<sup>1</sup> Professions = Architecture and engineering occupations in 2021 based on the U.S. Bureau of Labor Statistics: <https://www.bls.gov/cps/cpsaat11.htm>

<sup>2</sup> Map created with [Datawrapper](#)

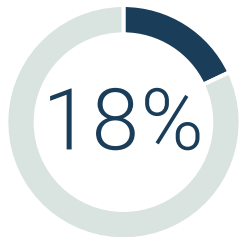
# ERVA held its second visioning event in March 2022

## 31 States

were represented by registrants at the second ERVA visioning event.



Note: The size of each square represents the number of participants from that state.<sup>2</sup>

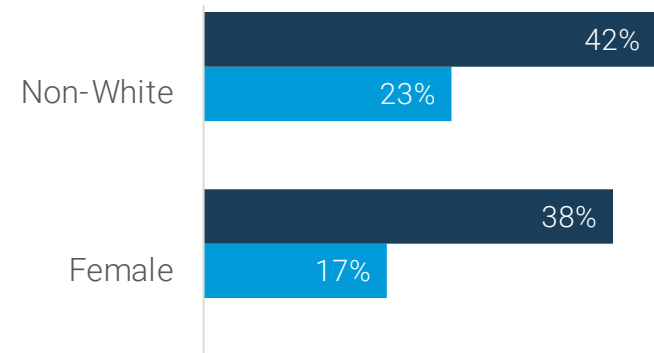


Nearly a fifth of registrants were early career (**1-10 years** of experience)

## 132 Registrants

attended the second visioning event, and were more diverse compared to people actively employed in engineering professions nationally.<sup>1</sup>

■ Registrants ■ Engineering Professionals



## 92 Organizations


23% from Industry



53% from Academia



24% from Government, Nonprofit, Other



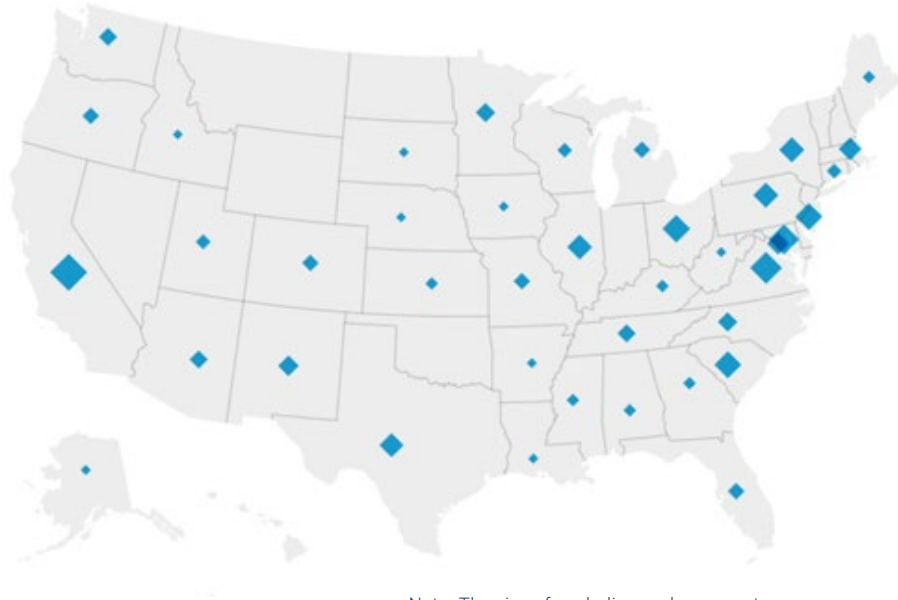
<sup>1</sup> Professions = Architecture and engineering occupations in 2021 based on the U.S. Bureau of Labor Statistics: <https://www.bls.gov/cps/cpsaat11.htm>

<sup>2</sup> Map created with [Datawrapper](#)

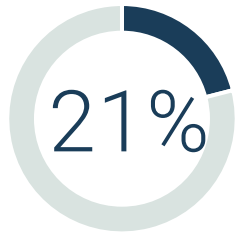
**Over the two visioning events held in ERVA's first 12 months:**

# 40 States

were represented by registrants at the first two ERVA visioning events.



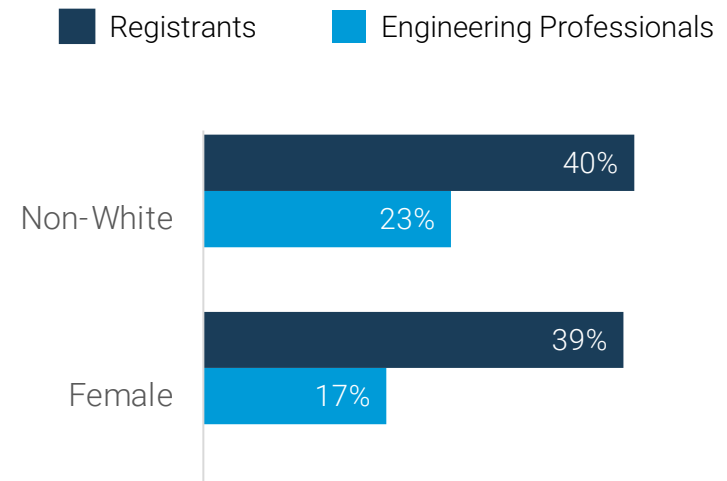
Note: The size of each diamond represents the number of participants from that state.<sup>2</sup>



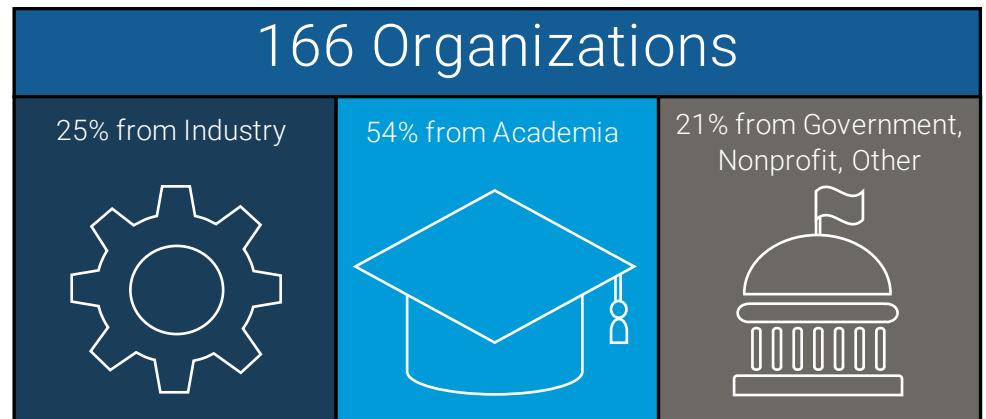
Over a fifth of registrants were early career (1-10 years of experience).

## 251 Unique Registrants

attended one of the two visioning events in total, and were more diverse compared to people actively employed in engineering professions nationally.<sup>1</sup>



# 166 Organizations



<sup>1</sup> Professions = Architecture and engineering occupations in 2021 based on the U.S. Bureau of Labor Statistics: <https://www.bls.gov/cps/cpsaat11.htm>

<sup>2</sup> Map created with [Datawrapper](#)

In addition to holding two visioning events in its first 12 months, ERVA reached the following milestones:



## 838 ERVA Champions

subscribed for email updates on ERVA's progress, and got an early look at ERVA's latest advancements.



## 20 Affiliate Partners

formally engaged with ERVA on an ongoing basis, representing a variety of major engineering professional societies and organizations.



## 96 Experts

served as volunteers across the Advisory Board, Standing Council, Working Groups, and Thematic Task Forces to advance ERVA's mission.



## 5 Listening Sessions

invited participants to share their expertise and knowledge, as well offer ideas in open discussion; part of the 18 ERVA presentations held in ERVA's first 12 months.



## 484 Followers

subscribed to ERVA social media across LinkedIn, Twitter, and Facebook.



## 81% Recommend

that others participate in future visioning events (averaged over both events).



## 13,113 Users

visited the ERVA Website, totaling 48,666 pageviews across 21,285 sessions.



## 9,674,499 Online & Print

audience members reached by 22 media stories.