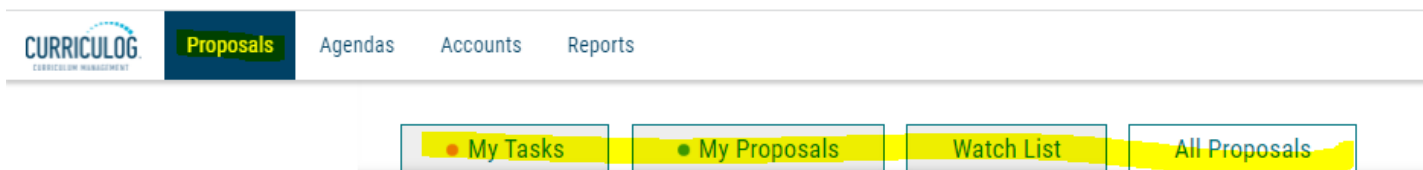
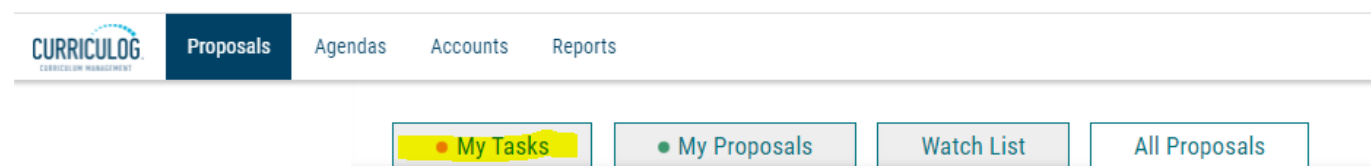


Explanation of Tabs in Curriculog

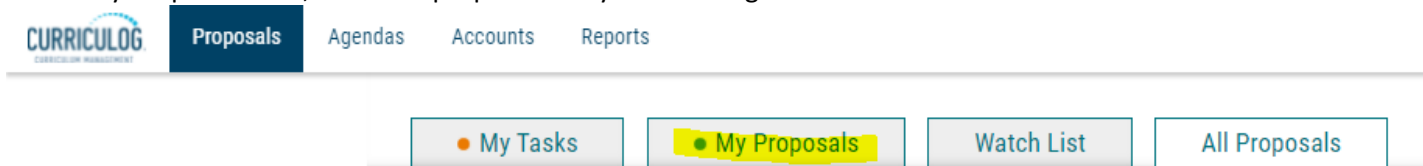
On the top of the page you will see a top bar with the words Proposals, Agendas, Accounts and Reports. When you choose Proposals, which is your default home screen, you will see various tabs that you can choose from.



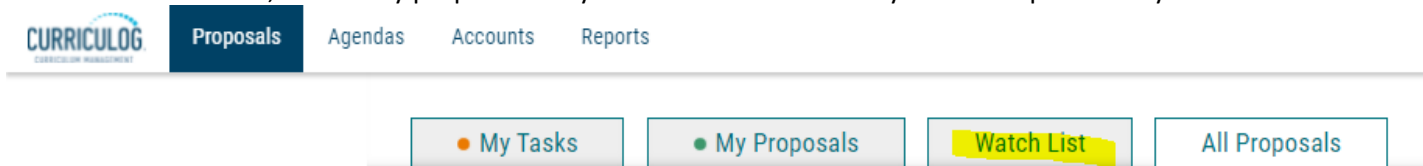
The “My Tasks” tab, shows all proposals that are currently on your step for review and/or to be “signed”



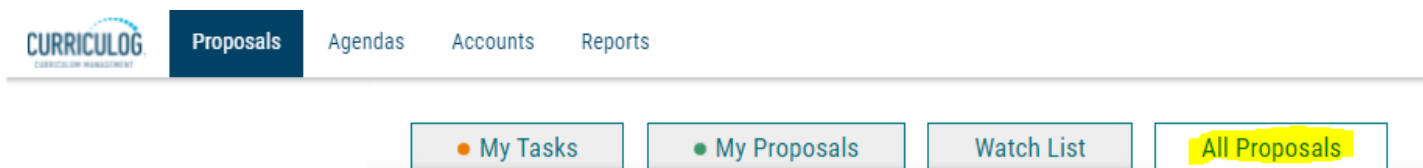
The “My Proposals” tab, shows all proposal that you have originated or created.



The “Watch List” tab, shows any proposal that you have “stared” so that you can keep a close eye on.

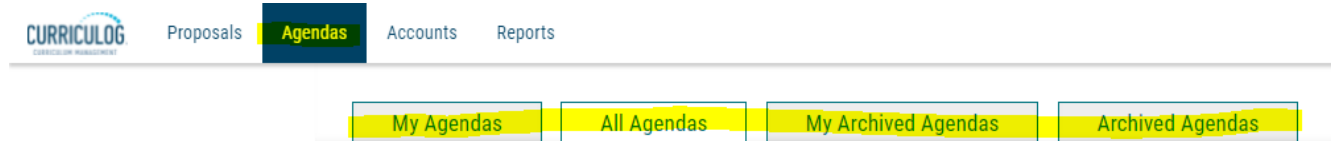


The “All Proposals” tab, shows all launched or active proposals.

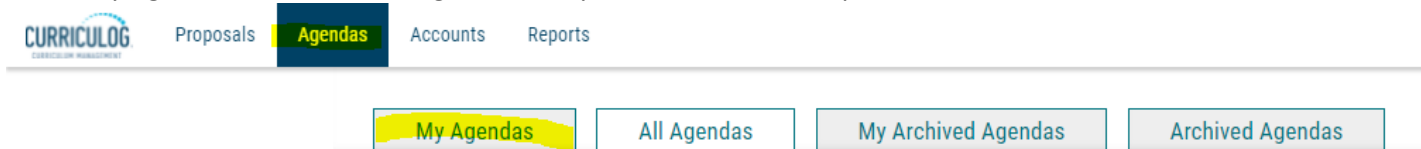


Explanation of Tabs in Curriculog

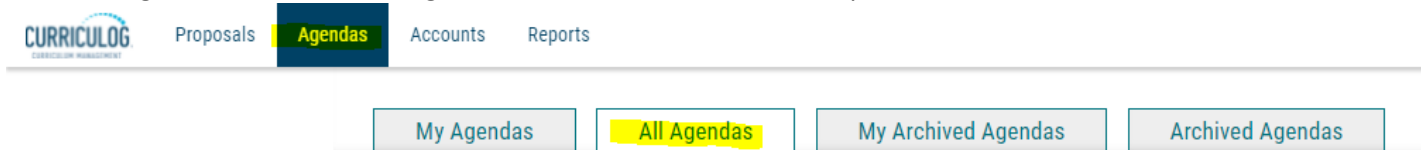
On the top of the page you will see a top bar with the words Proposals, Agendas, Accounts and Reports. When you choose Agendas you will see various tabs that you can choose from.



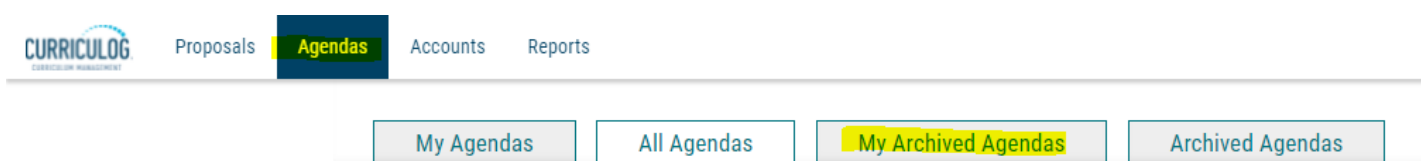
The “My Agendas” tab, shows all agendas that you have created and published.



The “All Agendas” tab, shows all agendas that have been created and published across the institution.



The “My Archived Agendas” tab, shows all agendas that you have made decisions on and saved. This allows your “My Agendas” tab to not become cluttered.



The “Archived Agendas” tab, shows all agendas that have had decisions made and saved across the institution.

