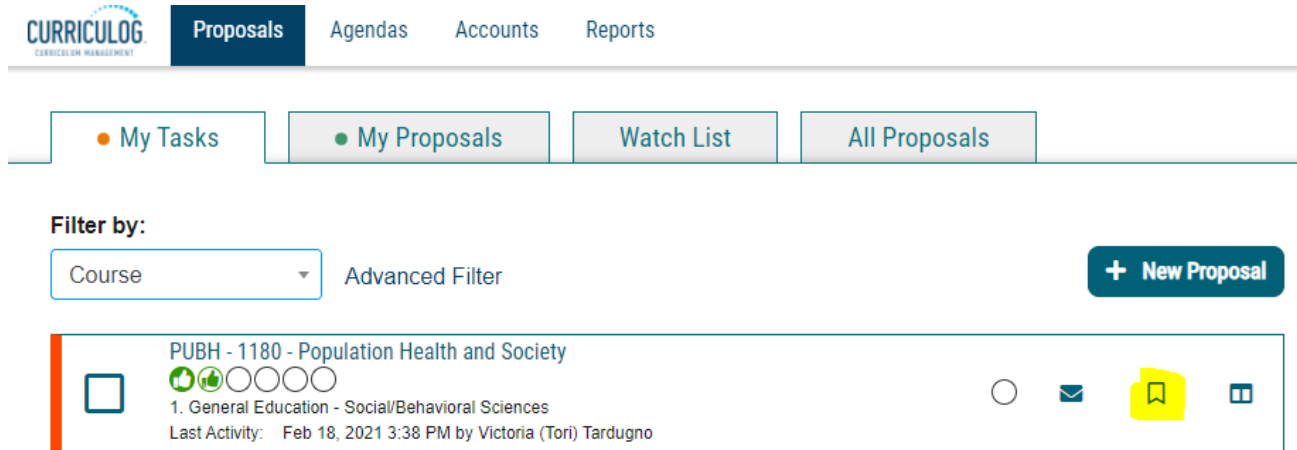


How to Use the Watch List Tab

1. Either under the “My Tasks”, “My Proposals” or the “All Proposals” tabs, find a proposal that you want to watch (keep your eye on). Then hover your cursor over the bookmark icon and click.



CURRICULOG CURRICULUM MANAGEMENT

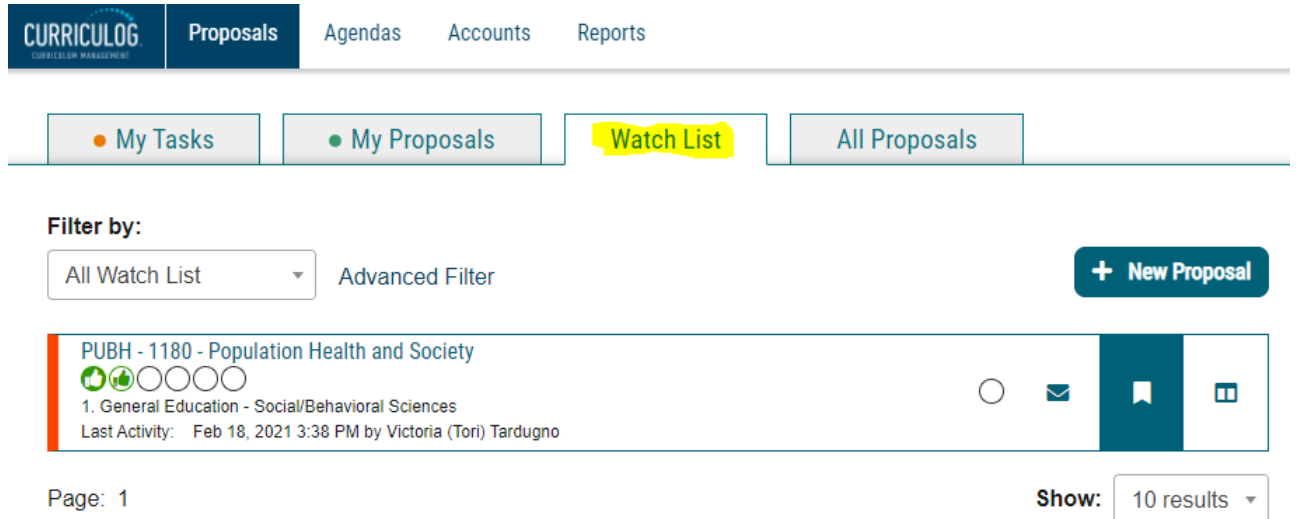
Proposals Agendas Accounts Reports

My Tasks My Proposals Watch List All Proposals

Filter by: Course Advanced Filter + New Proposal

PUBH - 1180 - Population Health and Society
1. General Education - Social/Behavioral Sciences
Last Activity: Feb 18, 2021 3:38 PM by Victoria (Tori) Tardugno

2. After you click on the bookmark icon look under the “Watch List” tab and you will see that proposal.



CURRICULOG CURRICULUM MANAGEMENT

Proposals Agendas Accounts Reports

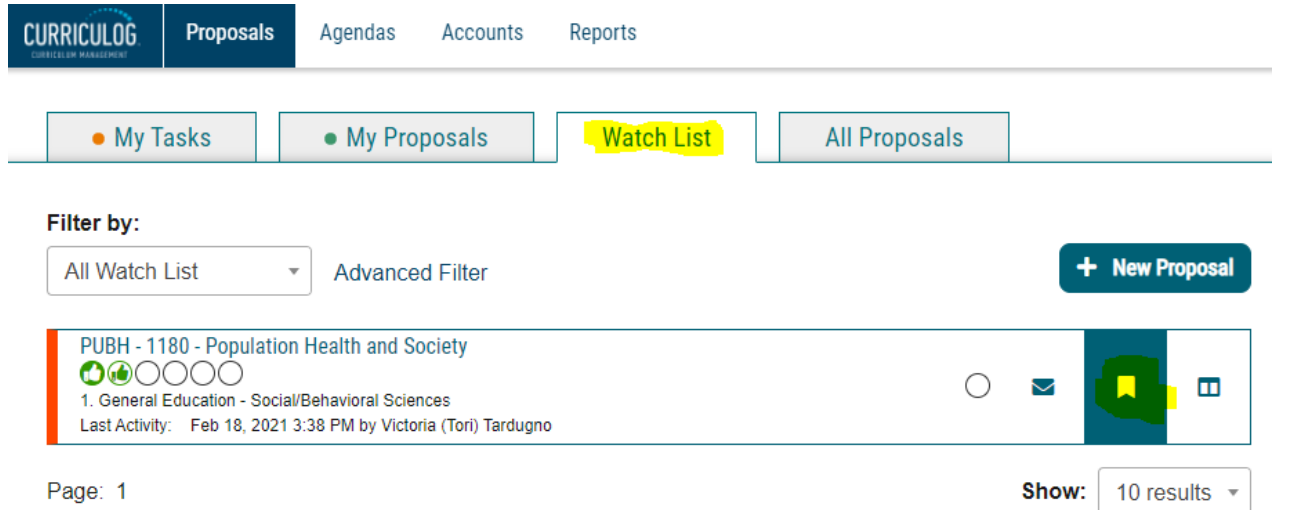
My Tasks My Proposals Watch List All Proposals

Filter by: All Watch List Advanced Filter + New Proposal

PUBH - 1180 - Population Health and Society
1. General Education - Social/Behavioral Sciences
Last Activity: Feb 18, 2021 3:38 PM by Victoria (Tori) Tardugno

Page: 1 Show: 10 results

3. After you are done watching that proposal, click on the bookmark icon to have it disappear from that tab.



CURRICULOG CURRICULUM MANAGEMENT

Proposals Agendas Accounts Reports


My Tasks My Proposals Watch List All Proposals

Filter by: All Watch List Advanced Filter + New Proposal

PUBH - 1180 - Population Health and Society
1. General Education - Social/Behavioral Sciences
Last Activity: Feb 18, 2021 3:38 PM by Victoria (Tori) Tardugno

Page: 1 Show: 10 results

How to Use the Watch List Tab



Proposals

Agendas

Accounts

Reports

● My Tasks

● My Proposals

Watch List

All Proposals

Filter by:

All Watch List

Advanced Filter

+ New Proposal

No Proposals Found

Show:

10 results