

**Annual Reporting Measures
2021 Report
University of Memphis Provider Performance Report
College of Education**

Data from August 1, 2019 to July 31, 2020

Measure 2 – Indicators of Teaching Effectiveness (Component 4.2)

- Tennessee Value-Added Assessment System from Program Completers
- Level of Effectiveness Data from Program Completers

Sources of Data

- The 2020 Teacher Preparation Report Card Data on the Effectiveness of Providers Preparing Tennessee Teachers <https://teacherprepreportcard.tn.gov/teacher-prep/1459-T>
 - TVAAS Data
 - Tennessee Value-Added Assessment System or (TVAAS) system measures student growth year over year, regardless of whether the student tests proficient on the state assessment.
 - Level of Effectiveness Data
 - This measures the teachers' ability to meet the objectives and needs of the students.

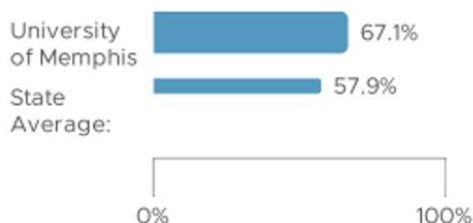
Trend Analysis

Data from 2019-2020 indicates that the University of Memphis completers' TVAAS Data at Level 3 or above and at Level 4 or above exceeds the State of Tennessee averages. The 2019-2020 data also indicates that our completers' Level of Effectiveness for completers scoring at Level 3 or above and at Level 4 or above is slightly lower than the state averages. This follows a three-year trend.

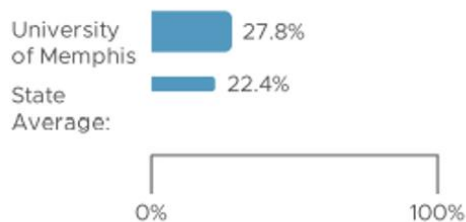
We can attribute this trend to strong preparation that focuses on assessment of students and planning subsequent lessons based on analyzed data.

Summary TVAAS Data

**Percentage of Cohort Members
whose Student Growth (TVAAS)
Scores are Level 3 or Above**



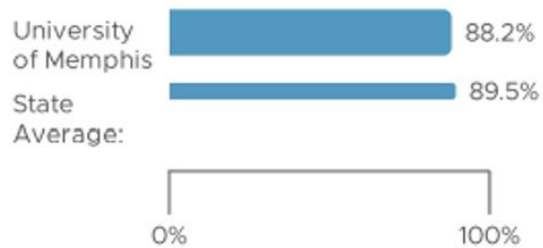
**Percentage of Cohort Members
whose Student Growth (TVAAS)
Scores are Level 4 or Above**



Annual Reporting Measures
2021 Report
University of Memphis Provider Performance Report
College of Education

Summary Level of Effectiveness Data

Percentage of Cohort Members
whose LOE Scores are Level 3 or
Above



Percentage of Cohort Members
whose LOE Scores are Level 4 or
Above

