

INITIAL CANDIDATE SATISFACTION DATA

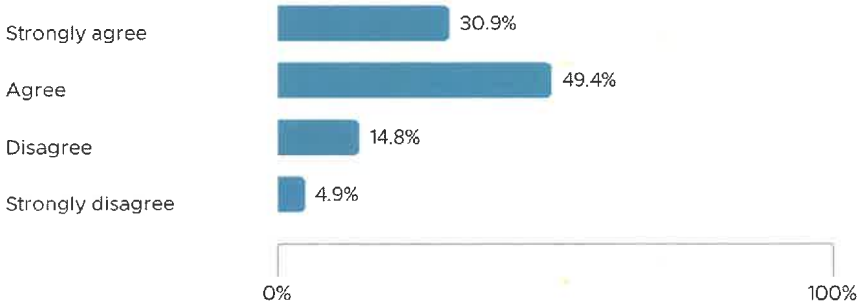
Data from the **2023 TN Report Card** for the College of Education's EPP provides outcome measures of how well cohort members feel their preparation program prepared them for teaching. The areas analyzed are *Preparedness from Coursework, Preparedness from Clinical Experience, would you Recommend Program, and Survey Response Rate.*

The EPP had 84 candidates respond to the EPP satisfaction survey. Data revealed that 81.3 % (agree or strongly agree) of the candidates found that the EPP prepared them successfully through the coursework, whereas 18.7% (disagree or strongly disagree) did not feel they were prepared successfully. For item two, 58.8 % of candidates agree or strongly agree that they were well prepared through clinical experiences, whereas 32.5 % (disagree or strongly disagree) of candidates felt that they were not well prepared through clinical experiences. The EPP had 76.9% of its cohort agree or strongly agree that they would recommend the program to others. Overall, the EPP had a response rate of 30.1%, which was 5.4% below the state response rate. The EPP will implement course revision in Fall 2024 as part of the ICL Redesign, which the EPP believes will strengthen course preparation for candidates.

Satisfaction

The Satisfaction domain reports how well cohort members feel that their preparation program prepared them for teaching.

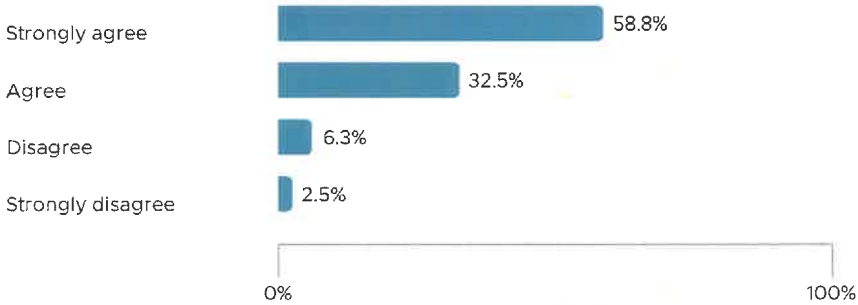
Preparedness from Coursework



What is this metric?

This metric reports the extent to which cohort members agree that their EPP's coursework and program content prepared them for teaching.

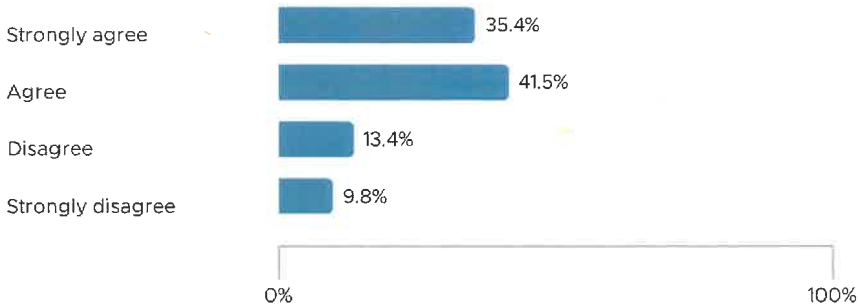
Preparedness from Clinical Experience



What is this metric?

This metric reports the extent to which cohort members agree that their clinical experience (e.g., student teaching, internship) prepared them for teaching.

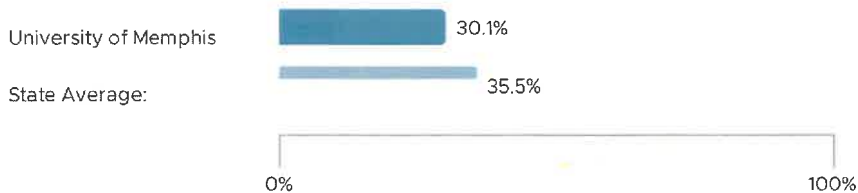
Would Recommend Program



What is this metric?

This metric reports the extent to which cohort members agree that they would recommend their EPP to someone who was considering entering teaching.

Survey Response Rate



N-Size: 84

What is this metric?

Data for this domain come from the Tennessee Educator Survey. This metric shows the survey response rate for cohort members from this EPP who were employed in a Tennessee public school at the time the survey was administered.