

**Annual Reporting Measures  
2022 Report  
University of Memphis Provider Performance Report  
College of Education**

**Data from August 1, 2020 to July 31, 2021**

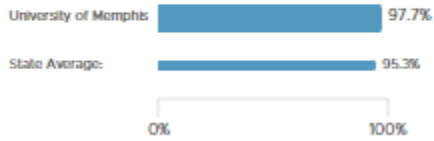
**Measure 1 (Initial): Completer Effectiveness**

- **State Report Card data** generated via an export of all cohort members who were recommended for initial licensure in TNCompass, provided by the TNCompass vendor RANDA. State Board of Education and Tennessee Department of Education staff then sent these rosters to Educator Preparation Providers to supply additional data points, such as demographic and admissions assessment information. The State Board of Education and Tennessee Department of Education worked with providers to verify the accuracy of their data submissions. A variety of state data systems were then used to gather additional information on the reported cohort members, such as observation scores, TVAAS scores, and employment data. Data represent a rolling three-year average of available data.
  - The vast majority of University of Memphis completers consistently score at or above the state average in the percentage of completers whose classroom observation scores are 3 or above and 4 or above out of a possible 5. Data results for the UofM are 2.4 percentage points higher than the state's average for the number of completers scoring 3 or above and 7.2 percentage points higher than the state's average for the number of completers scoring a 4 or higher.
  - Completers' Student Growth Measures or TVAAS Scores are a bit below the state's average. The Memphis area has a huge population of P-12 students who were adversely impacted by the COVID Pandemic. As a result, data from the state assessments indicate that the UofM was 4.2 percentage points below the state's average for Student Growth Measures of 3 or above and 8.5 percentage points below the state's average for Student Growth Measures of 4 or above.
  - Additionally, Completer Level of Effectiveness or LOE scores follow a similar pattern. These data are related to the above data and negatively impacted by ongoing issues related to the COVID Pandemic, such as student and faculty absences and loss of learning. Data from the state indicate results from the UofM were 3.7 percentage points below the state's average for Level of Effectiveness of 3 or above and 9.9 percentage points below the state's average for Level of Effectiveness of 4 or above.
- In order to gather our own more detailed data about our completers, the EPP is preparing new surveys to be administered in partnering districts in hopes of gathering data from those Completers both inside and outside of TN and those not in public schools. The surveys will be developed from validated instruments established by and for EPPs in the State of Mississippi.

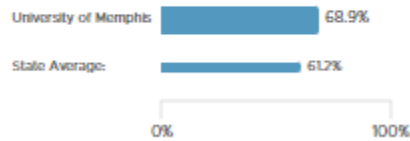
# Annual Reporting Measures 2022 Report University of Memphis Provider Performance Report College of Education

## Data

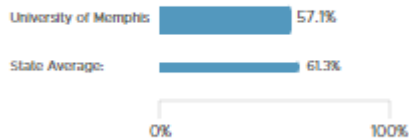
Percentage of Cohort Members whose Classroom Observation Scores are Level 3 or Above



Percentage of Cohort Members whose Classroom Observation Scores are Level 4 or Above

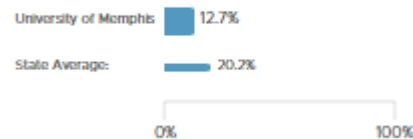


Percentage of Cohort Members whose Student Growth (TVAAS) Scores are Level 3 or Above



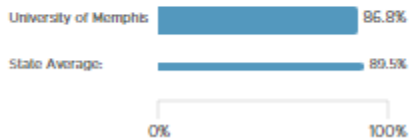
N-Size: 63

Percentage of Cohort Members whose Student Growth (TVAAS) Scores are Level 4 or Above



N-Size: 63

Percentage of Cohort Members whose LOE Scores are Level 3 or Above



Percentage of Cohort Members whose LOE Scores are Level 4 or Above

