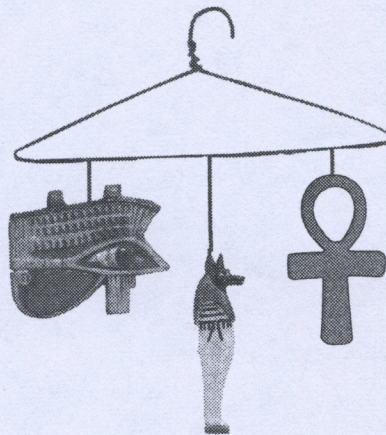


Ancient Egyptian Mobiles


Materials Needed: Colored paper, stencils, scissors, pencil, string, coat hanger and hole punch

1. Use the stencils to trace your images onto colored paper.
2. Cut out your images, following your traced lines.
3. **At Home:** Punch a hole at the top of each cut-out, tie string or yarn of various lengths through the holes, and attach cut-outs to coat hanger.
OR tape string or yarn to the top of the cut-out and tie cut-outs to coat hanger.

Example:



Variations: Add glitter, colored markers, puff paint or small pom poms. Be creative!



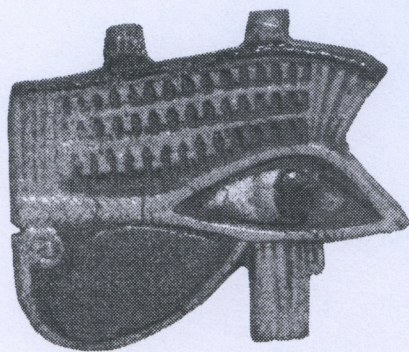
The **hippopotamus** lives in the Nile River. This figure's body is adorned with drawings of water plants.




Duamutef, one of the "Four Sons of Horus," protected the mummy's stomach.




Lotus flowers symbolized creation and rebirth.



Udjat or Wedjet eyes, the Eye of Horus, represent health and wholeness.



A **cartouche** protectively encloses the name of the king.




Ankh is the sign meaning "Life."



Mummy Cases were decorated with symbols of ancient Egyptian gods.



The **mask of King Tutankhamun** was placed over his mummy.



Scarab beetles with the wings of falcons symbolize rebirth and were placed among the mummy's wrappings.