



Hieroglyphs chart

A 


B 


C 


D 


E 

F 

G 

H 


I 


J 


K 


L 

M 


N 


O 

P 

Q 

R 


S 


T 


U 


V 


W 


X 


Y 

Z 



Seated Man 

Seated Woman 

Seated god 

Cartouche 

Plural Strokes | | |

The ancient Egyptians used pictures for writing. Each picture stands for either a sound or an idea. To write a word, Egyptians would spell out the word with the hieroglyphs that stand for sounds. Then they would add a hieroglyph that stands for an idea. These idea hieroglyphs are called *determinatives*. For example, a person named Dan could use the sound signs for D, A, and N, and follow those with the determinative for a man. Names could be put inside a cartouche. Dan's name would look like this: . If there was more than one of something, the plural hieroglyph would be added. For example the word *pen* could be written with the sound signs for P, E, and N. For more than one pen, the word could be written with the same sound signs and then the plural strokes, which would look like this: .

You may have seen other Egyptian alphabet lists that look different than this one. That is because the Egyptians did not use all the same letters we use. To have a hieroglyph for each English letter, we have to use some signs that have similar sounds.