



# First Destination: Post-Graduation Plans

Response Timing

All

Degree Year

2024-2025



## Degree Term FDS Survey Cycle

Fall 2024 Followup  
Summer 2024 Followup  
Spring 2025 Initial

Degree Earners

1,752

FDS Response Rate

83.2%

Pct Successful Career Outcome

57.1%

Avg Expected Income

\$78,272

The First Destination Survey is administered each semester to students who have filed their intent to graduate. Students whose plans have not been finalized or who did not respond to the initial survey receive a follow-up survey six months after graduation. Only students who earned a degree are included in the results.

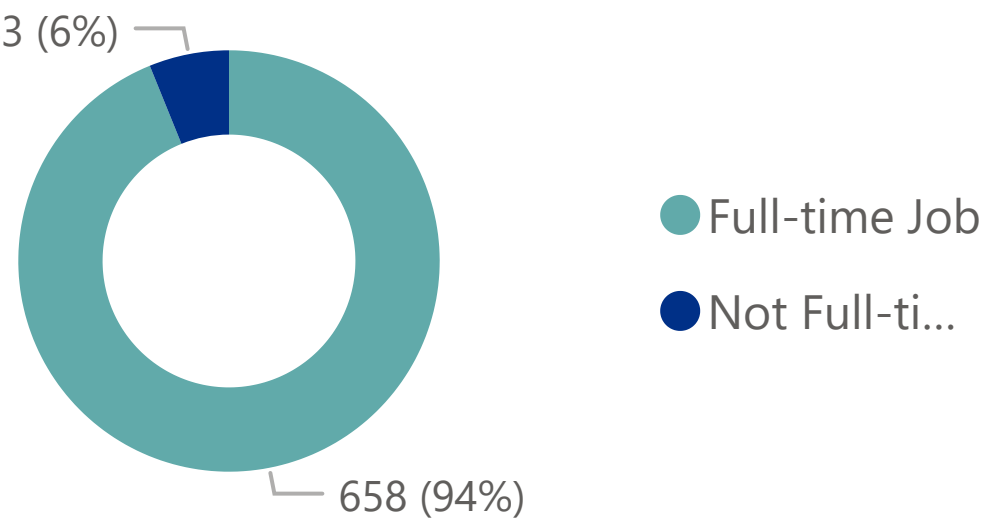
## Post Graduation Plans

Legend	Post Graduation Plans	FDS Responses	%
	Applying/accepted to post-secondary educational program or graduate program	98	7%
	Employed or Self Employed	716	50%
	Military Commitment	3	0%
	Not seeking employment or continuing education at this time	13	1%
	Seeking employment	491	34%
	Undecided/Other	113	8%
	Volunteer or Service Commitment	5	0%

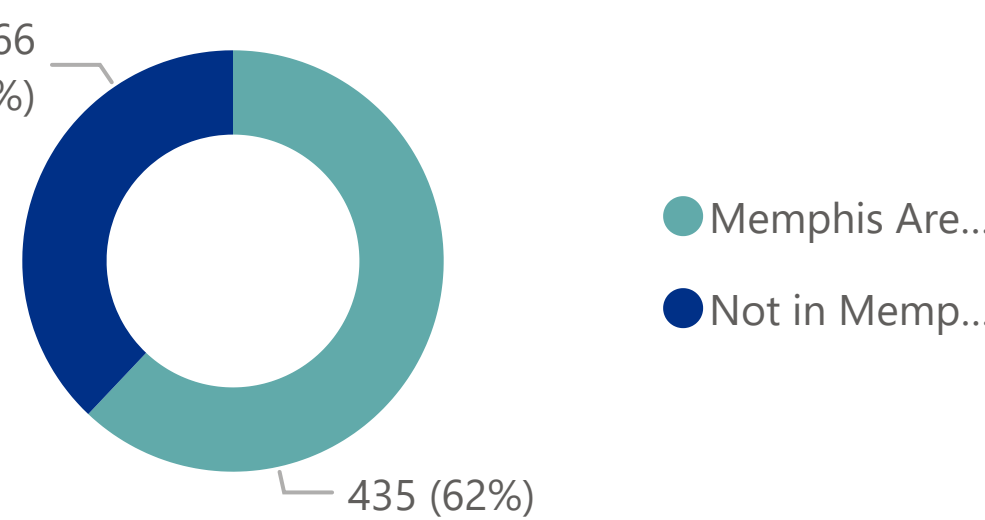
Students select what best describes their post-graduation plans. Successful post-graduation placement includes: Employed or Self Employed, Applying/Accepted to post-secondary educational program or graduate program, Volunteer or Service Commitment, Military Commitment. Options that were not considered successful placement included: Seeking employment, Not seeking employment or continuing education at this time, and Undecided/Other.

## Post Graduation Employment Details (of those who reported Employed or Self Employed)

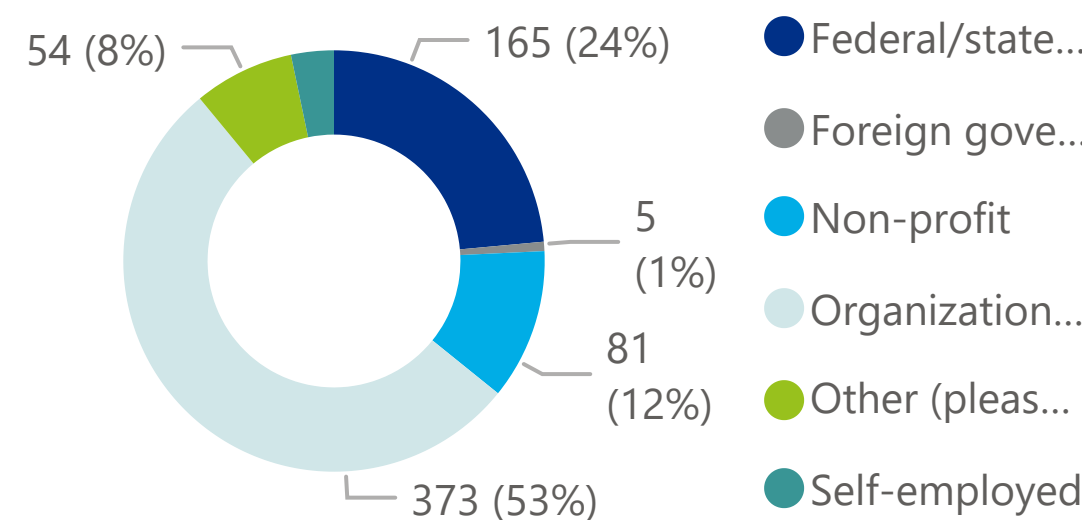
### Full Time Employment Status



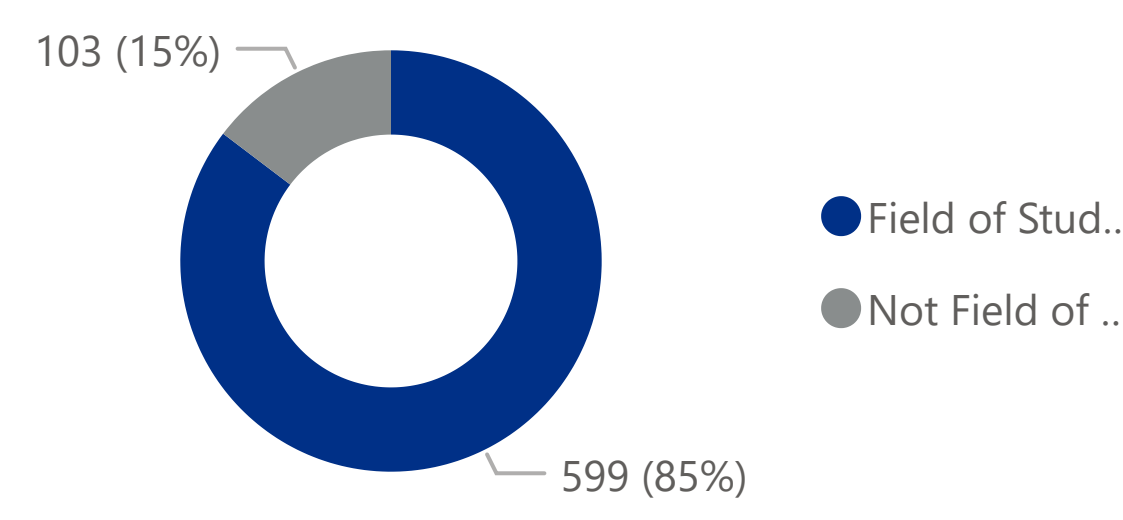
### Memphis Area Employment Status



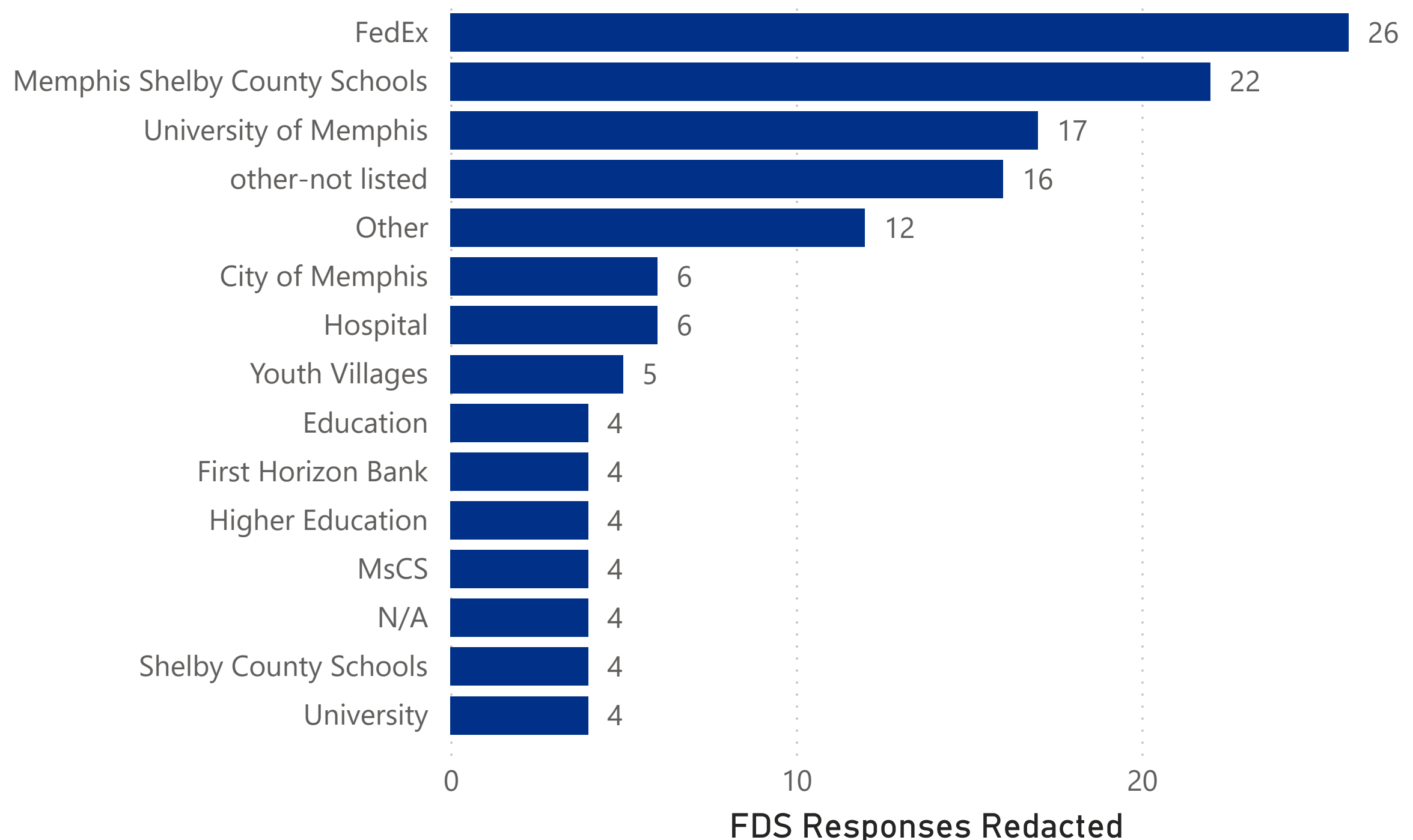
### Job Type



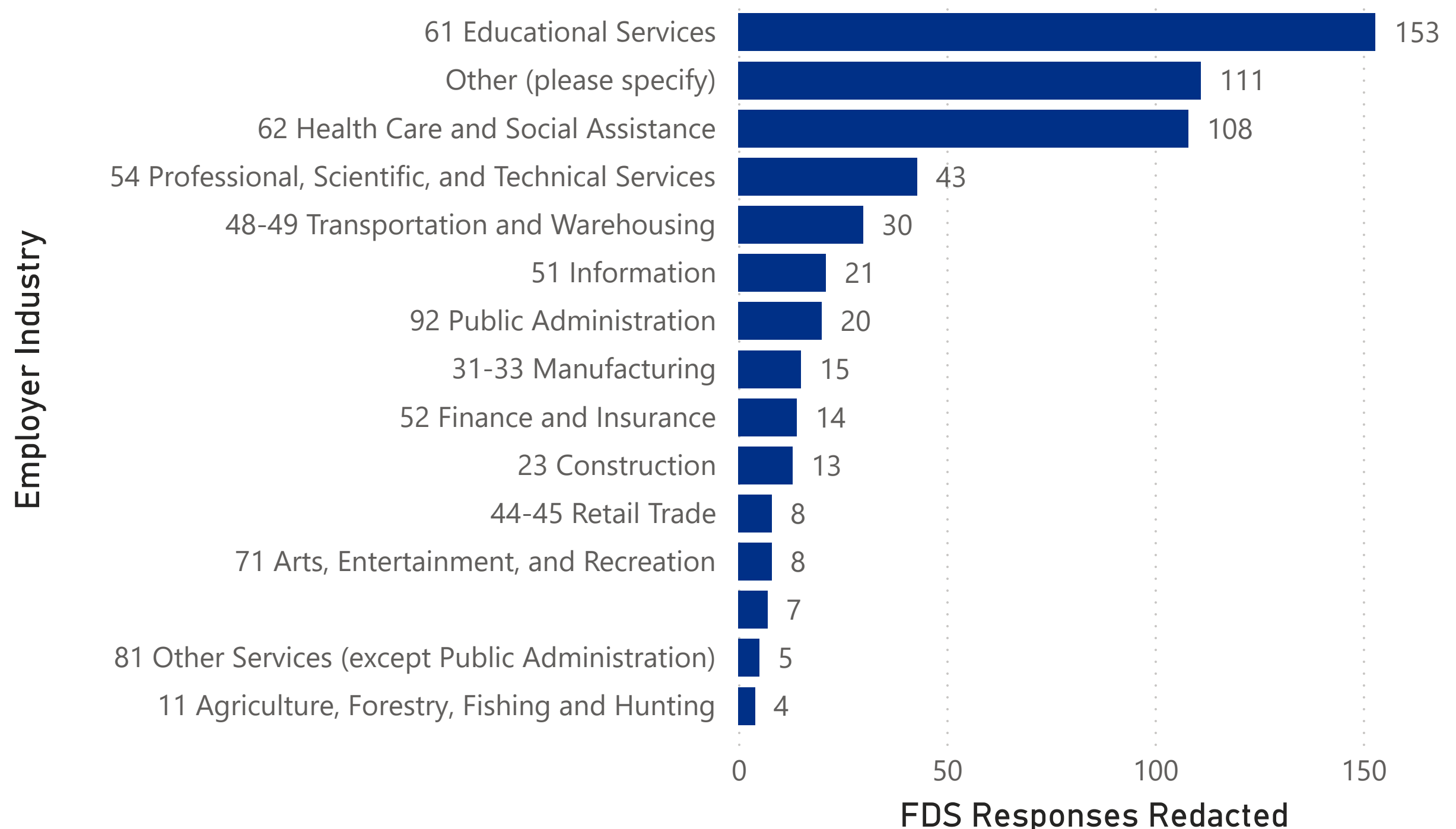
### Job in Field of Study



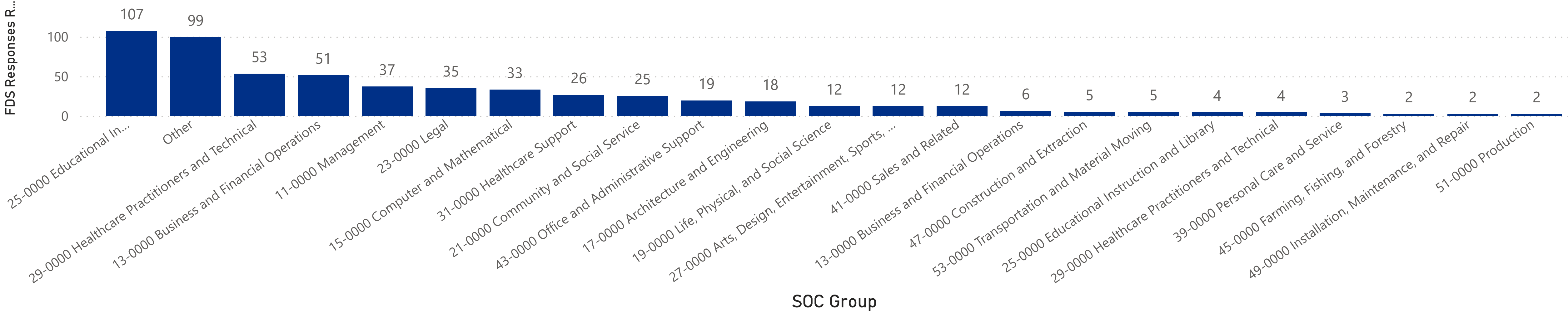
## Top Employers



## Top Industries

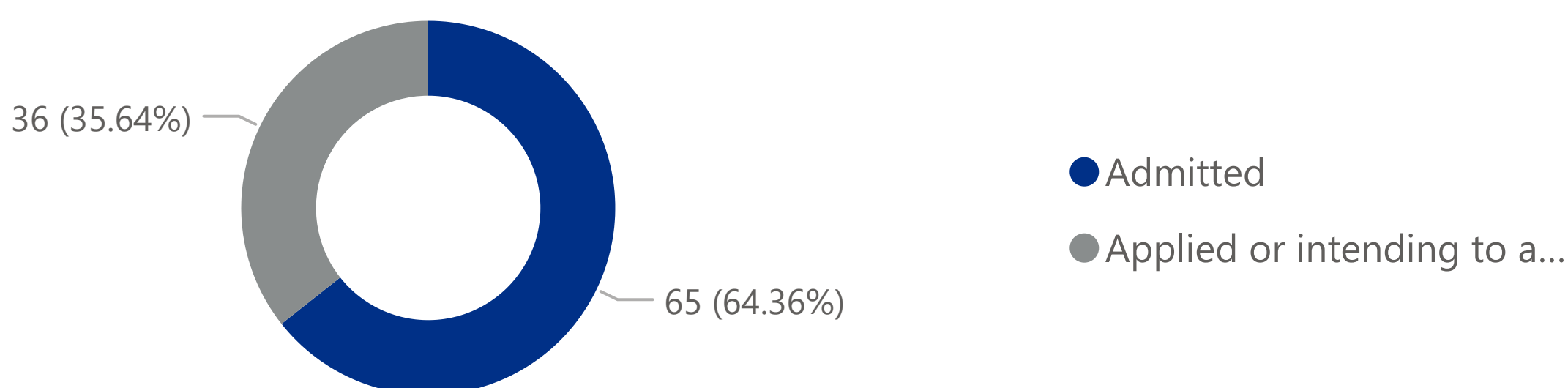


## Standard Occupational Groups

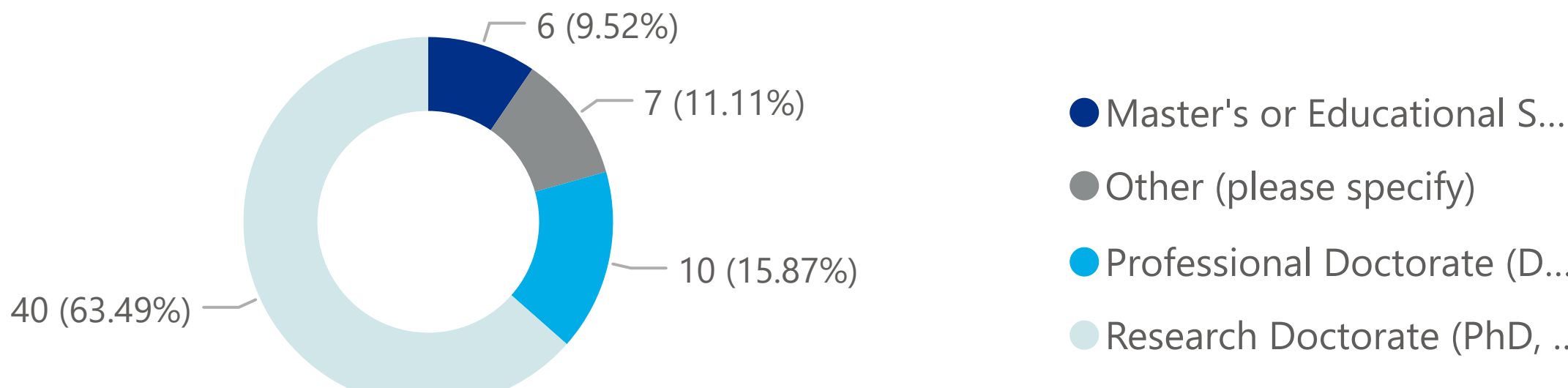


## Post Graduation Education Details (of those who reported Accepted or Applied to Further Postsecondary Education)

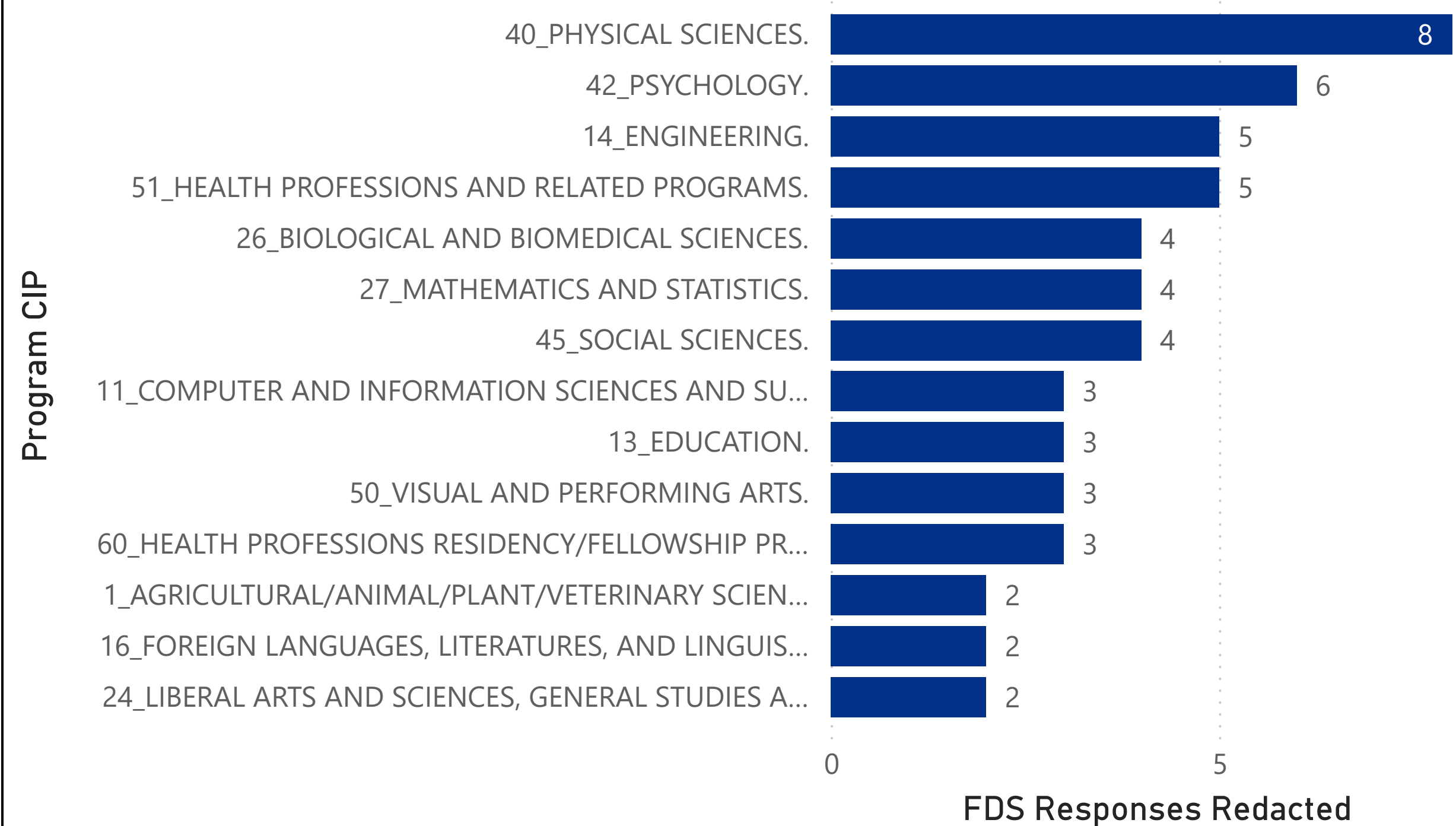
### Applied/Admitted Status



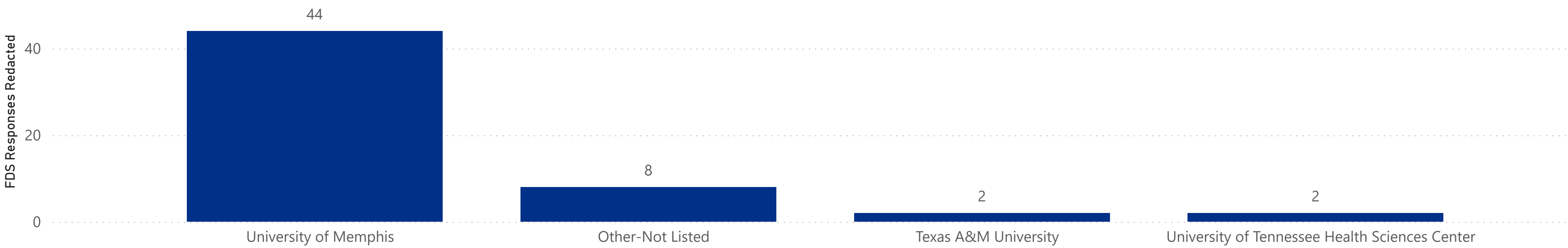
### Post Graduation Degree Sought



### Top Programs



## Top Institutions







# Graduate Satisfaction & Participation

FDS Survey Cycle

Multiple selections

Degree Year

2024-2025



## FDS Responses

1,374

Responses have been redacted if only 1 student responded to the survey after filtering.

## Overall UofM Experience

4.44

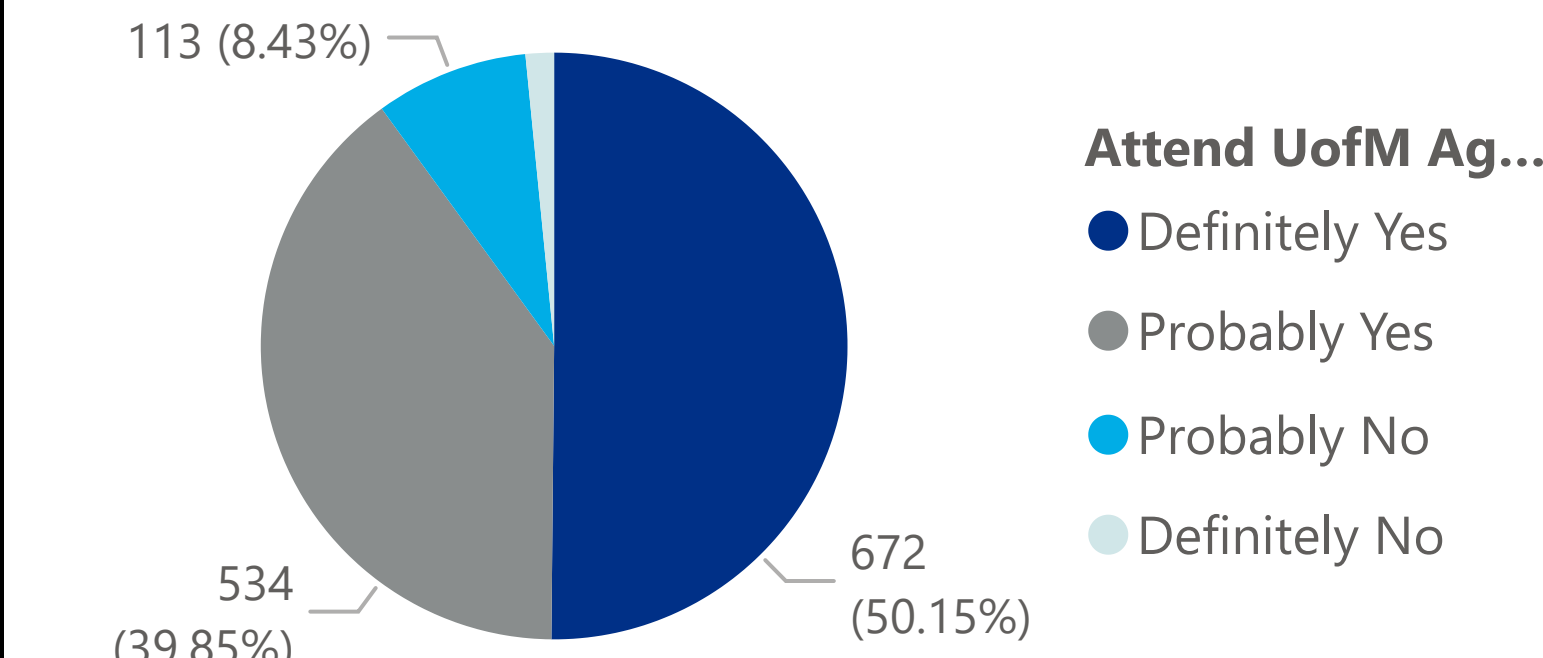
Max: 5

## Attend UofM Again

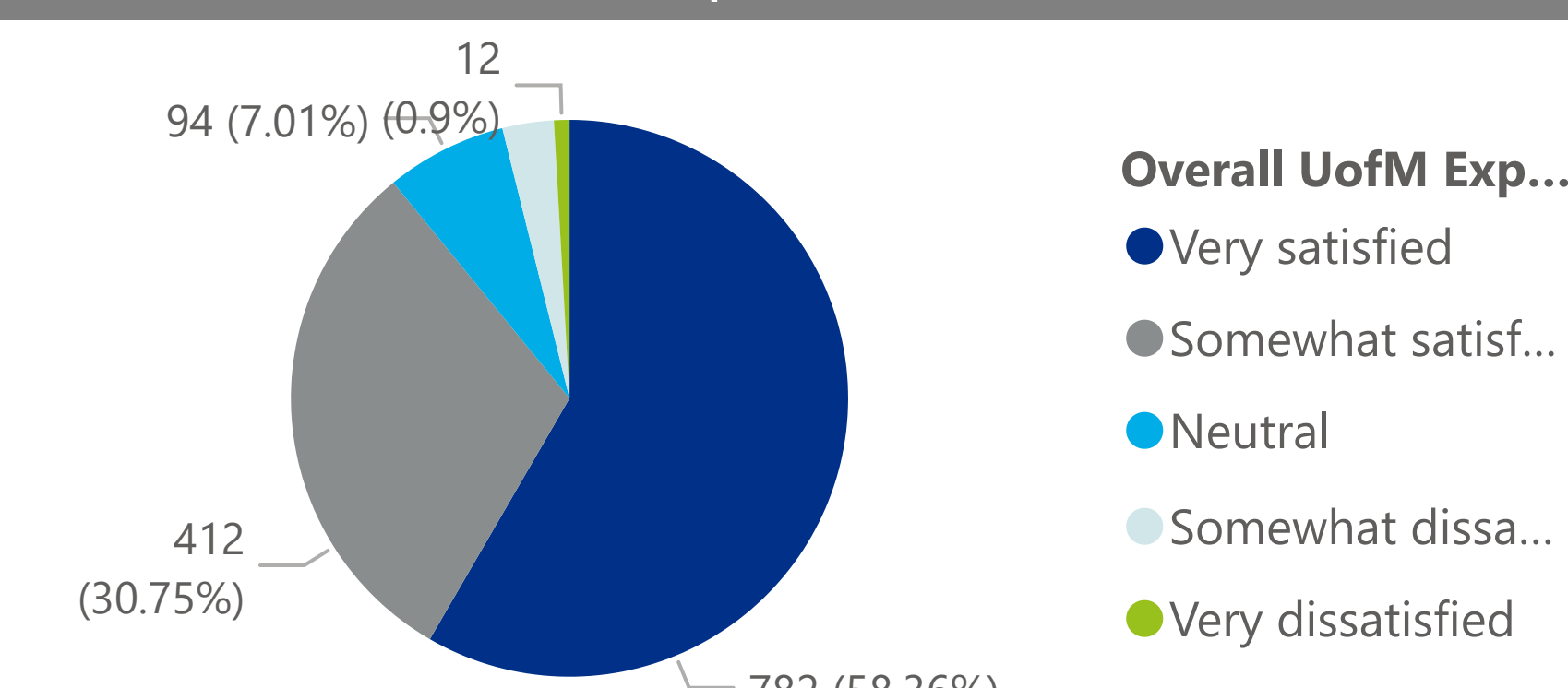
3.40

Max: 4

## If You Could Start Over, Would You Attend UofM Again?



## How satisfied are you with your UofM overall experience?



## Advisor Satisfaction (1 - 5 Scale) Ratings

Please rate the following regarding your academic program and the University

	2023-2024	2024-2025
Confidence in the value and quality of my degree upon graduation	4.42	
Overall quality of instruction in my courses	4.30	
Fairness of grading in my courses	4.50	
Clarity of degree program	4.35	
Intellectual climate in my department	4.40	
Availability of courses needed for program	4.11	
Availability of graduate and teaching assistantships	4.03	
Selection process for teaching assistantships	3.90	
Monitoring of performance of teaching assistantships	3.94	
Departmental preparation for teaching assistantships	3.96	
Periodic monitoring of my progress by my advisor/chair	3.97	
Adequacy of academic advising	4.04	
Career advice/guidance	3.84	
Job placement	3.77	
Opportunity for practicum/internship/clinical experience	4.02	
Opportunities for interaction with faculty	4.38	
Opportunity to do research in my area of interest	4.16	
Opportunity to work with faculty on research projects	4.01	
Adequacy of departmental computer facilities and support for my research	4.22	
Adequacy of departmental lab facilities and support for my research	4.15	
Quality of library holding for my research	4.14	

## Advisor Satisfaction (1 - 5 Scale) Ratings

	2023-2024	2024-2025
Approachability & Courtesy	4.44	
Available for Meetings	4.45	
Available Via Phone/Email	4.50	
Encouragement towards Career Goals	4.35	
Knowledge of Policies & Procedures	4.31	
Preparation for Meetings	4.44	
Referrals to Services	4.33	
Understanding Degree Requirements	4.40	
Concern for Academic Progress	4.34	

## Facilities Satisfaction Ratings (1 - 10 Scale)

	2023-2024	2024-2025
Rate availability and quality of student areas	7.42	7
Rate laboratories used for teaching students	7.32	7
Rate overall physical condition of University classrooms	7.45	7

# Notes and Definitions

**Note: use caution when examining metrics with low N's, as small numbers may skew percentages and trends.**

**Summary**  
This dashboard provides a summary of responses to the first destination survey, which is administered first at the time of graduation and then for students who did not provide an answer about employment, six months after graduation.

**Data Source:**  
The data source for this dashboard is the First Destination Survey, which is embedded in the senior survey and the graduate survey at the time of graduation.

Note that the FDS began in Fall 2023, which means there will be incomplete data (missing Summer 2023 degree earners) for the 2023-2024 degree year.

**Expected Income (FDS)** - The average of the self-reported salary for students who answered "Employed/Self Employed", "Military Commitment", or "Volunteer/Service Commitment" on the First Destination Survey.

**First Destination Survey (FDS)** - Administered as part of the senior survey to graduating Undergraduate students beginning in Fall 2023. Administered as part of the Graduate Survey to graduating masters and doctoral students beginning in Summer 2024.

**FDS Survey Cycle** - The First Destination Survey is administered at the time of graduation. This is the INITIAL administration. If students do not complete the survey or do not answer the question about post graduation plans or have uncertain post graduation plans then the survey is sent to the students again six months later. This is the FOLLOWUP administration.

**Lambuth Status** - If more than 50% of course work had a Lambuth location, the student is considered to be a Lambuth graduate.

## Most Recent Data Available

Program Level	FDS Degree Year	FDS Survey Cycle
Graduate	2023-2024	Followup
Law	2023-2024	Followup
Undergraduate	2023-2024	Followup
Graduate	2024-2025	Initial
Law	2024-2025	Initial
Undergraduate	2024-2025	Initial
<b>Total</b>	<b>2023-2024</b>	