

umTECH NEWSLETTER



ITS SERVICE DESK
Volume 6 Issue 4

APRIL 2026 REVIEW



CANVAS ACCESSIBILITY AND FEATURE UPDATES

In April 2026, Canvas introduced several accessibility enhancements, including improved accessibility reporting, expanded course-level checks, enhanced video captioning and transcript tools, and updates to New Quizzes. An account-level accessibility dashboard is now available in the account navigation, and the course-level accessibility report has been expanded to include Announcements, Syllabi, and Discussions. A new close remediation feature also allows users to mark a resource as complete, removing any remaining issues from total counts and statistics. Faculty will need to update existing course level reports to surface additional resources. Automatic course rescans are paused when users manually update content. Manual updates are initiated by clicking the “Update report” button in the course-level report.

ENHANCED ACCESSIBILITY REPORTING

Course Accessibility Checker

126 Total Issues

Issue Type	Count
Alt text (15)	15
Alt text (12)	12
Skipped heading level (1)	1
Missing table headers (8)	8
Missing table action (2)	2
Text contrast (8)	8
Table header not in row (1)	1
Heading level (4)	4
Duplicate links (2)	2

Resource	Issues	Type	Status	Last edited
Table captions	12	Fix	Published	Oct 02, 2025
Adjacent links 1 Copy	20	Fix	Unpublished	

The new account-level accessibility dashboard for admins and Department Aides offers visibility into active and resolved accessibility issues across courses and expands resource scanning to include announcements, syllabi, and discussions. The enhanced reporting also allows users to dismiss or exclude issues and resources they do not plan to remediate, giving them greater control over managing accessibility tasks.

Accessibility report

330 open
35 resolved

Status	Course	Issues	Resolved	Term	Teacher	Sub-Account	Students
Open	Chemistry (imported)	1	0	Default term	Victoria Vass	Victoria Vass Sandbox	0
Open	Course A11y checker 1-5rc-1	1	1	Default term	Victoria Vass	Victoria Vass Sandbox	0
Open	Course A11y checker testing	12	2	Default term	Victoria Vass	Victoria Vass Sandbox	0
Open	Course A11y Checker testing - DONT EDIT	1	0	Default term	Victoria Vass	Victoria Vass Sandbox	0
Open	Course A11y Checker testing - just bash	No report	0	Default term	Victoria Vass	Victoria Vass Sandbox	0
Open	economics	No report	0	Default term	Victoria Vass	Victoria Vass Sandbox	0

NEW QUIZZES – MULTIPLE ANSWER QUESTION FEEDBACK (ALL USERS)

An update to New Quizzes now allows instructors to provide answer-specific feedback for multiple-answer questions, giving students targeted explanations for why each response is correct or incorrect. This feedback is visible to both instructors and students, supporting clearer guidance and deeper understanding of question logic.

127 Total Issues

Resource	Issues	Type	Status
Table captions	12	Fix	Published
Adjacent links 1 Copy	20	Fix	Unpublished
Adjacent links 1	20	Fix	Published

Possible answers

Answer *

Answer *

Answer *

Feedback

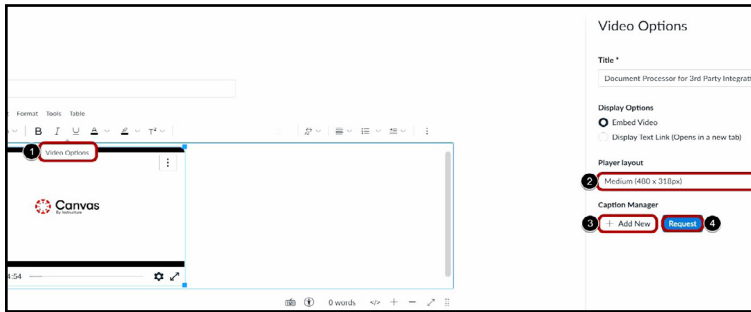
Incorrect. Complex words can make writing harder to understand. Clear, simple language is usually more effective.

Organizing Ideas with headings or paragraphs

AUTOMATED CAPTIONS AND INTERACTIVE TRANSCRIPTS FOR CANVAS MEDIA (ALL USERS)

Canvas now supports automatic captioning and rolling transcripts for videos uploaded through the Rich Content Editor. When captions are enabled, students can view a synced transcript, search within it, click text to jump to moments in the video, and follow highlighted text during playback. These updates improve accessibility, media playback, and caption management. Instructors can also upload caption files, edit transcripts directly in Canvas, and choose from multiple player layouts, including fullscreen options.

Video caption generation in Canvas now automatically creates captions without requiring SRT files, improving access for students with hearing impairments or those learning English. Searchable transcripts help students quickly find key information, while highlighted text reinforces learning during playback. Instructors also benefit from streamlined caption editing, as they can correct caption text directly within Canvas without relying on external tools.




Interface Controls

1. Video Options link – Opens the Caption Manager
2. Player Layout menu – Adjusts the media player layout
3. Add New button – Uploads caption files
4. Request button – Generates automatic captions

SOFTWARE RENEWALS

The following software contracts renewed in April 2026:

- SPSS \$50,791
- Qualtrics \$109,974
- TextHelp \$5,281
- Citrix XenApp \$87,138
- WebCape \$1,875
- MaxQDA \$4,617
- Origin \$2,240
- Mursion \$37,800
- Stata \$1,330



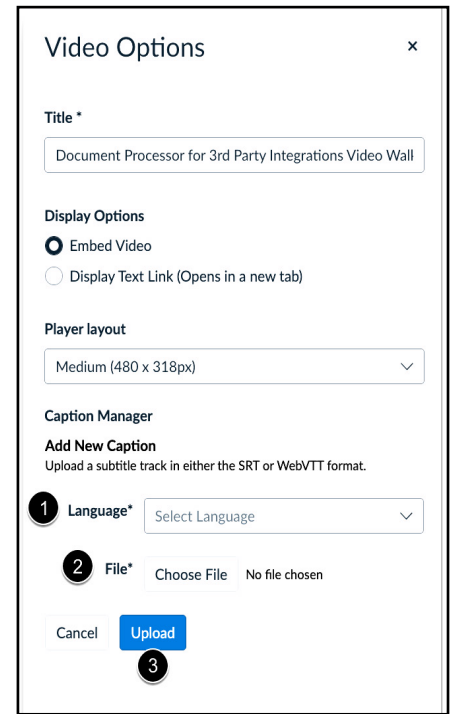
Caption Upload Steps

1. Select the Language
2. Choose a caption file
3. Click Upload

Automatic Caption Request

1. Select the Language
2. Click Request

Note: *Caption processing may take up to 24 hours*



Transcript & Layout Notes

Transcript visibility depends on player size and settings. Inline transcript appears only when the player width exceeds 720px, while immersive and fullscreen views can display transcripts when available. If Hide Rolling Transcript is enabled, the transcript panel is removed from all views.

Edit Transcript Mode

Instructors can modify transcript text directly in the panel, with changes saved automatically. Transcript entries cannot be deleted but can be corrected without re-uploading caption files.

MICROSOFT COPILOT INTEGRATION CHANGES



The University announced that Microsoft is removing Copilot's direct integration with Office apps (like editing Word documents) from the standard version in its license, affecting all faculty, staff, and students, though side-panel assistance and recommendations will remain. Around 180 recent users were notified (excluding students), and while the premium version still includes full integration for a limited group, other features in Outlook and Teams are unchanged; the university also confirmed its Copilot environment remains secure and clarified differences between the standard and premium versions.



THE UNIVERSITY OF
MEMPHIS

ITS Service Desk, 100 Administration Bldg., Memphis, TN 38152 | 901.678.8888
For more information or to inquire about technical reports, contact
umTech@memphis.edu | memphis.edu/umTech