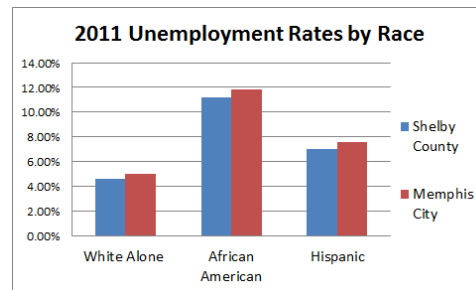
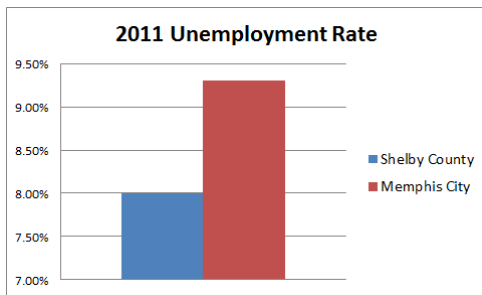


Unemployment Fact Sheet Shelby County and the City of Memphis 2011-2012

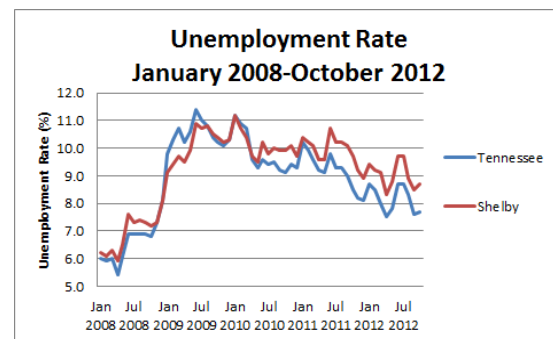
Unemployment Rates for 2011 and 2012

According to the most recent data from the Bureau of Labor Statistics, the November 2012 unemployment rate in Shelby County was 7.8% and 7.7% in the Memphis Metropolitan Area. However, these unemployment figures belie the higher unemployment rates for the City of Memphis reported by Census Bureau. In 2011, unemployment rates for Memphis stood at 9.3% (White alone, 5%; African American, 11.8%; and Hispanic, 7.6%), while unemployment in Shelby County was 8% (White alone, 4.6%; African American, 11.2%; and Hispanic, 7%). Unemployment rates remain higher for minorities, with the highest unemployment rates among African Americans in every case.



Unemployment Trend

Shelby County and the City of Memphis were severely impacted by the 2008 economic crash. While unemployment rates have come down, the recovery has been slow and inconsistent. Note also that while the unemployment rate of Shelby County mirrors that of Tennessee, the recovery has been much slower. This is attributed to the larger percentage of African Americans (51.9%) and Hispanics (5.8%) in Shelby County than in Tennessee (16.7% African American, 4.6% Hispanic).



The Department of Social Work in the School of Urban Affairs and Public Policy at the University of Memphis is dedicated to understanding poverty and its causes through research and engaged scholarship. Our purpose is to identify the most effective ways to eliminate poverty and promote social and economic development for our region. If you would like more information on Memphis poverty, please contact Dr. Elena Delavega at mdlavega@memphis.edu

Sources:
Unemployment Data: US Bureau of Labor Statistics Local Area Unemployment Statistics, LAUPS47020003, LAUST47000003, LAUST47000004, LAUST47000005, LAUST47000006
Race Data: 2011 American Community Survey 1-Year Estimates (US Bureau of the Census)