


Doctor of Social Work (DSW)

*"Pursue Your DSW Degree
While Working Full Time"*



School of Social Work



Response to Community Need

- Need for more practitioners who have the ability to evaluate outcomes.
- Need for more social workers who are prepared for leadership & management positions.
- Projection that higher education social work jobs in TN will grow by 126%.

Program Mission & Goals



The mission of the DSW program is to:

- Prepare practitioner-scholars who can generate new social work knowledge and respond to increasingly complex practice environments.

The DSW program seeks to:

- Enhance the professional skills of practicing social workers and prepare them for supervision, management, and data-driven decision-making.

Program Learning Outcomes



The program learning outcomes for the DSW are to:

- 1) Evaluate social work services and practice environments using twenty-first century skills in data-driven analysis and informatics.
- 2) Demonstrate social work leadership and management skills to respond to complex practice environments locally, nationally, and globally.
- 3) Educate the next generation of social workers through supervision and training to be leaders in a changing practice environment.
- 4) Demonstrate leadership skills in interdisciplinary environments in collaboration with diverse clients and communities.
- 5) Contribute to social work knowledge through research and practice.



Features of the Program

- Fall admission only
- Cohort of 15-16 students
- Part-time
- Online
 - ✓ Synchronous meetings
 - ✓ 1 week residency each year
- Approximately 3 years
- Dissertation required



One Week Residencies

- Year one: Statistics and Research Boot Camp
(August 13-15, 2020)
- Year two: Management Boot Camp
- Year three: Dissertation Boot Camp

Coursework



Year 1					
Fall			Spring		
SWRK 8040	Advanced SW Theory	3	SUAP 8100	Public Policy Statistics	3
PADM 8600	Admin Theory & Ethics	3	SWRK 8020	Quantitative SW Research	3
Summer 1					
SWRK 8050	Writing for Publication	3	SWRK 8030	Qualitative SW Research	3
Year 2					
Fall			Spring		
SWRK 8080	Managing SW Practice	3	SWRK 8060	Develop. Fund. Proposals	3
SWRK 8055	Informatics & Data-Driven	3	SWRK 8075	Reflective Supervision	3
Summer 2					
	Elective	3		Elective	3
Year 3					
Fall			Spring		
SWRK 9000	Dissertation	3	SWRK 9000	Dissertation	3
	Elective	3		Elective	3



Certificate Opportunities

- Quantitative Studies in Education
- Qualitative Studies in Education
- Health Analytics
- Higher Education Teaching (proposal in progress from education)
- Clinical Methods (Proposal in progress for MSW or DSW students)



Funding

- Expansion of our graduate assistantship pool
 - ✓ May not pay for all expenses
- Looking to create teaching assistantships in future years
- Opportunities through the Graduate School
https://www.memphis.edu/gradschool/current_students/fellowships/awards_current.php
- Opportunities through Student Affairs
<https://www.memphis.edu/academicsuccess/students/assistantships.php>



How does this degree fit with your talents?

- Are you strong in research? Do you have basic algebra and statistics skills?
- How are you with completing self-directed projects without set deadlines? This will impact your ability to finish a dissertation.



What Are Your Career Goals?

- PhD is more marketable than a DSW in higher education settings, particularly research universities.
- Universities don't typically hire their own graduates for tenure-track positions.
- How do you shape your DSW experience to accomplish your career goals?

Who Are Eligible?



Admissions eligibility includes:

- An MSW degree from a CSWE-accredited program
- A minimum of two-year post-MSW work experience



How To Apply?

What you will need includes:

- Online application
(www.memphis.edu/graduateadmissions/future/apply_grad.php)
- Official transcripts
- Official Graduate Record Examination (GRE) score (and TOEFL score, if international)
- Three (3) professional references
- Professional goal statement
- Non-refundable application fee (\$35 domestic, \$60 international)
- A writing sample (optional)



How To Apply?

Online application: “Summer or Fall 2020”

U THE UNIVERSITY OF
M MEMPHIS

GRADUATE ADMISSIONS

Future Students Readmission International School of Law Undergraduate

FUTURE STUDENTS

Home > Graduate Admissions > Future Students > Apply for Graduate Admission

> GETTING STARTED

▼ APPLY FOR ADMISSION

- ADMISSION REQUIREMENTS
- ADMISSION PROCEDURES
- APPLICATION CHECKLIST
- RESIDENCY INFORMATION
- EVEA
- APPLICATION DEADLINE
- BORDER COUNTY WAIVER

Apply for Graduate Admissions

Thank you for choosing the University of Memphis to pursue your graduate degree! Please determine which selection below best suits you. If you have any questions on how to apply, **contact us** directly. We are happy to assist you.

Are You a New Graduate Student or Have an Incomplete Application to Submit?

If you have never been enrolled as a graduate student at the UofM, please select the application that correlates to your desired start date:

SPRING 2020

SUMMER OR FALL 2020



How To Apply?

Online application: “Create an Account”



Welcome to UofM Graduate School

Important Login Instructions

Thank you for your interest in University of Memphis graduate programs!

All Spring 2020 applicants click here.

All other applicants wishing to add a new program, log in to the right.

First time here? Click **Create an Account** to get started.

Having trouble locating your application? [Login here](#) or [contact Customer Service](#).

For help, contact Graduate Admissions Customer Service at 617.612.2943 (8 AM - 4 PM CT, Monday - Friday) or email: uofmgradunicas@liaisoncas.com.

Sign in with your username and password below. First time here? Select Create an Account to get started.

Sign In

Create an Account

[Forgot your username or password?](#)

[Reapplying to UofM?](#)



How To Apply?

Online application: “Add Program”

My Application **Add Program** Submit Application Check Status

Note: For applicants seeking dual degrees, please submit your first application prior to applying for your second degree.

To start a new search, select a different option and then click Search

* Student Type: U.S. Citizen / Permanent Resident

Program Level: Doctoral/PhD

College School: College of Arts and Sciences, School of Urban ...

Concentration: Concentration

Start Term: Fall

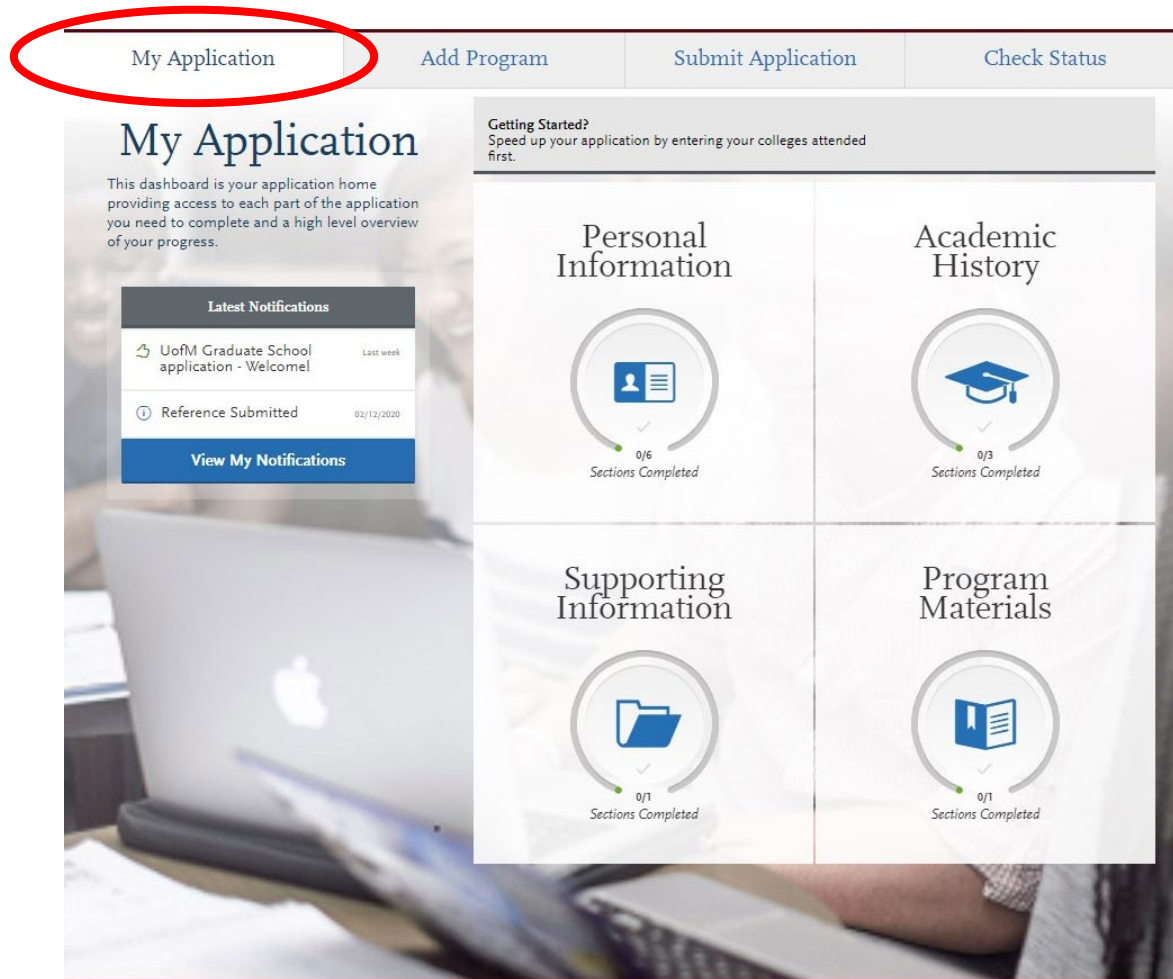
Program Name: DSW - Social Work

Show Available Programs Past Programs Future Programs

PROGRAM NAME	DEGREE LEVEL	START TERM	START YEAR	CONCENTRATION
✓ DSW - Social Work	Doctoral/PhD	Fall	2020	
+ DSW - Social Work	Doctoral/PhD	Fall	2020	

How To Apply?

Online application: “My Application”



The screenshot shows a navigation bar with four tabs: "My Application", "Add Program", "Submit Application", and "Check Status". The "My Application" tab is highlighted with a red circle. Below the navigation bar, the dashboard is titled "My Application" and includes a descriptive paragraph: "This dashboard is your application home providing access to each part of the application you need to complete and a high level overview of your progress." To the left, there is a "Latest Notifications" section with two items: "UofM Graduate School application - Welcome!" (dated "Last week") and "Reference Submitted" (dated "02/12/2020"). A "View My Notifications" button is located below the notifications. The main content area is divided into four quadrants, each with a title, an icon, and a progress indicator:

- Personal Information:** 0/6 Sections Completed (Icon: person with ID card)
- Academic History:** 0/3 Sections Completed (Icon: graduation cap)
- Supporting Information:** 0/1 Sections Completed (Icon: folder)
- Program Materials:** 0/1 Sections Completed (Icon: book)

At the top right of the dashboard, there is a "Getting Started?" section with the text: "Speed up your application by entering your colleges attended first."

How To Apply?

“My Application / Personal Information”

The screenshot shows a web application dashboard for 'My Application'. At the top, there are four navigation tabs: 'My Application', 'Add Program', 'Submit Application', and 'Check Status'. The main content area is titled 'My Application' and includes a welcome message: 'This dashboard is your application home providing access to each part of the application you need to complete and a high level overview of your progress.' Below this is a 'Latest Notifications' section with two items: 'UofM Graduate School application - Welcome!' (dated 'Last week') and 'Reference Submitted' (dated '02/12/2020'). A 'View My Notifications' button is at the bottom of this section.

The main dashboard is divided into four quadrants, each with a circular progress indicator and a 'Sections Completed' count:

- Personal Information:** 0/6 Sections Completed. This quadrant is circled in red.
- Academic History:** 0/3 Sections Completed.
- Supporting Information:** 0/1 Sections Completed.
- Program Materials:** 0/1 Sections Completed.

At the top right of the dashboard, there is a 'Getting Started?' section with the text: 'Speed up your application by entering your colleges attended first.'



How To Apply?

“My Application / Personal Information”

The screenshot shows a web application interface. At the top, there are four tabs: 'My Application', 'Add Program', 'Submit Application', and 'Check Status'. The 'My Application' tab is active. Below the tabs, the main content area is titled 'My Application' and includes a brief description: 'This dashboard is your application home providing access to each part of the application you need to complete and a high level overview of your progress.' To the left, there is a 'Latest Notifications' section with two items: 'UofM Graduate School application - Welcome!' (dated 'Last week') and 'Reference Submitted' (dated '02/12/2020'). A 'View My Notifications' button is below this section. The main focus is the 'Personal Information' section, which shows a progress indicator '0/5 Sections Completed' and a list of sections: 'Release Statement', 'Biographic Information', 'Contact Information', 'Citizenship Information', 'Race & Ethnicity', and 'Other Information'. A red circle highlights this list of sections.

My Application

Add Program

Submit Application

Check Status

My Application

This dashboard is your application home providing access to each part of the application you need to complete and a high level overview of your progress.

Latest Notifications

- UofM Graduate School application - Welcome! Last week
- Reference Submitted 02/12/2020

[View My Notifications](#)

Personal Information

0/5 Sections Completed

- Release Statement
- Biographic Information
- Contact Information
- Citizenship Information
- Race & Ethnicity
- Other Information

How To Apply?

“My Application / Academic History”

The image shows a screenshot of a university application dashboard. At the top, there are four navigation tabs: "My Application", "Add Program", "Submit Application", and "Check Status". The "My Application" tab is active. Below the tabs, the main heading is "My Application". A sub-heading reads: "This dashboard is your application home providing access to each part of the application you need to complete and a high level overview of your progress." To the left, there is a "Latest Notifications" section with two items: "UofM Graduate School application - Welcome!" (dated "Last week") and "Reference Submitted" (dated "02/12/2020"). A blue button labeled "View My Notifications" is at the bottom of this section. The main content area is a 2x2 grid of progress cards. The top-left card is "Personal Information" with a person icon and "0/6 Sections Completed". The top-right card is "Academic History" with a graduation cap icon and "0/3 Sections Completed"; this card is circled in red. The bottom-left card is "Supporting Information" with a folder icon and "0/1 Sections Completed". The bottom-right card is "Program Materials" with a book icon and "0/1 Sections Completed". A grey banner at the top of the grid says "Getting Started? Speed up your application by entering your colleges attended first."



How To Apply?

“My Application / Academic History”

The screenshot shows a web application interface for managing an application. At the top, there are four tabs: "My Application", "Add Program", "Submit Application", and "Check Status". The "My Application" tab is active.

The main content area is titled "My Application" and includes a sub-header "Academic History" with a progress indicator "0/3 Sections Completed". A red circle highlights the "Academic History" section, which contains three sub-sections: "Colleges Attended", "GPA Entries", and "Standardized Tests".

On the left side, there is a "Latest Notifications" section with two items: "UofM Graduate School application - Welcome!" (dated "Last week") and "Reference Submitted" (dated "02/12/2020"). A "View My Notifications" button is located below these items.

The background of the dashboard shows a person working on a laptop.

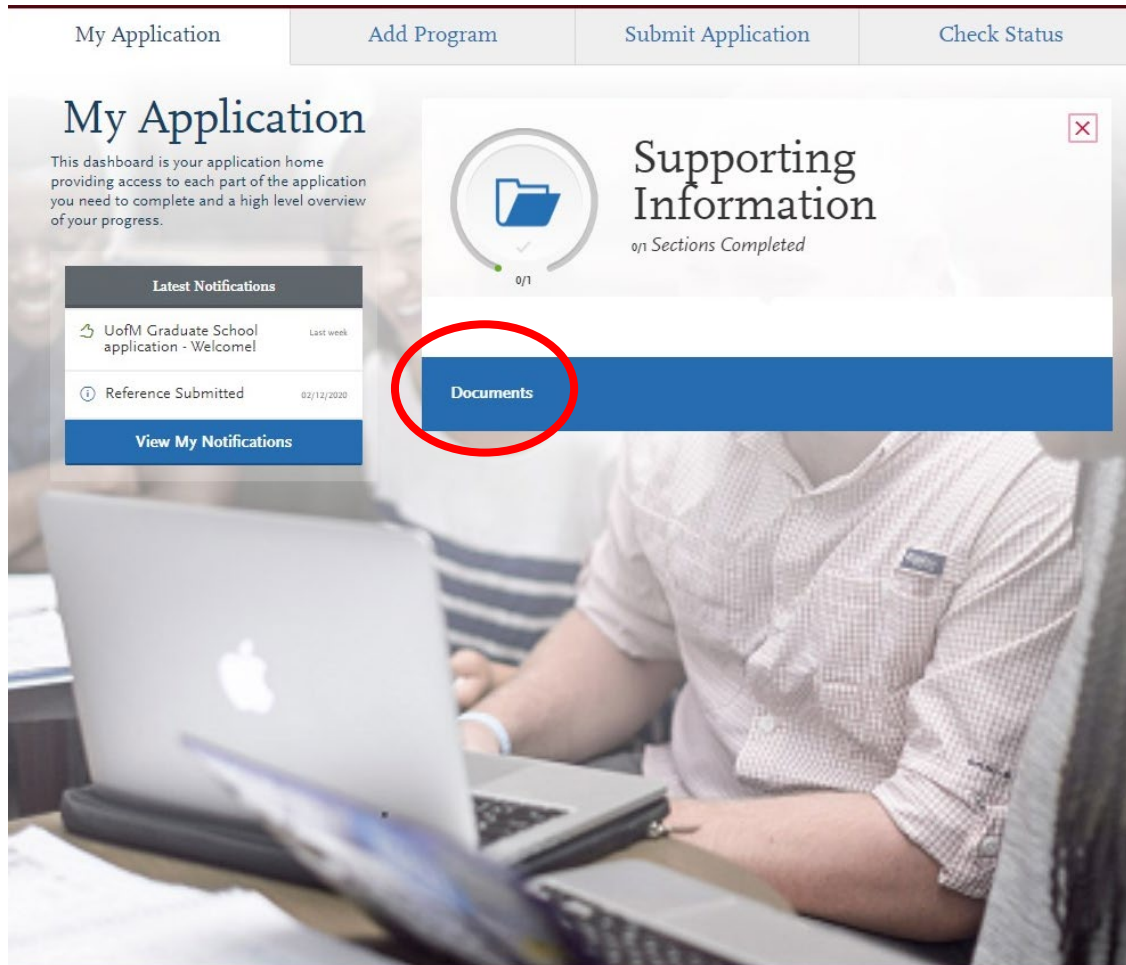
How To Apply?

“My Application / Supporting Information”



The image shows a screenshot of a university application dashboard. At the top, there are four navigation tabs: "My Application", "Add Program", "Submit Application", and "Check Status". The "My Application" tab is active. Below the tabs, the main heading is "My Application". A sub-heading reads: "This dashboard is your application home providing access to each part of the application you need to complete and a high level overview of your progress." To the left, there is a "Latest Notifications" section with two items: "UofM Graduate School application - Welcome!" (dated "Last week") and "Reference Submitted" (dated "02/12/2020"). A "View My Notifications" button is below. The main content area is a grid of four sections, each with a circular progress indicator and a "Sections Completed" count: "Personal Information" (0/6), "Academic History" (0/3), "Supporting Information" (0/1), and "Program Materials" (0/1). The "Supporting Information" section is circled in red. A "Getting Started?" tip at the top of the grid says: "Speed up your application by entering your colleges attended first."

How To Apply?

“My Application / Supporting Information”



The screenshot displays the 'My Application' dashboard. At the top, there are navigation tabs: 'My Application', 'Add Program', 'Submit Application', and 'Check Status'. The main content area is titled 'My Application' and includes a sub-header 'Supporting Information' with a progress indicator '0/1 Sections Completed'. A 'Documents' button is highlighted with a red circle. Below the 'Supporting Information' section, there is a 'Latest Notifications' table.

Latest Notifications		
	UofM Graduate School application - Welcomel	Last week
	Reference Submitted	02/12/2020

[View My Notifications](#)

How To Apply?

“My Application / Program Materials”

The image shows a screenshot of a university application dashboard. At the top, there is a navigation bar with four tabs: "My Application", "Add Program", "Submit Application", and "Check Status". The "My Application" tab is selected.

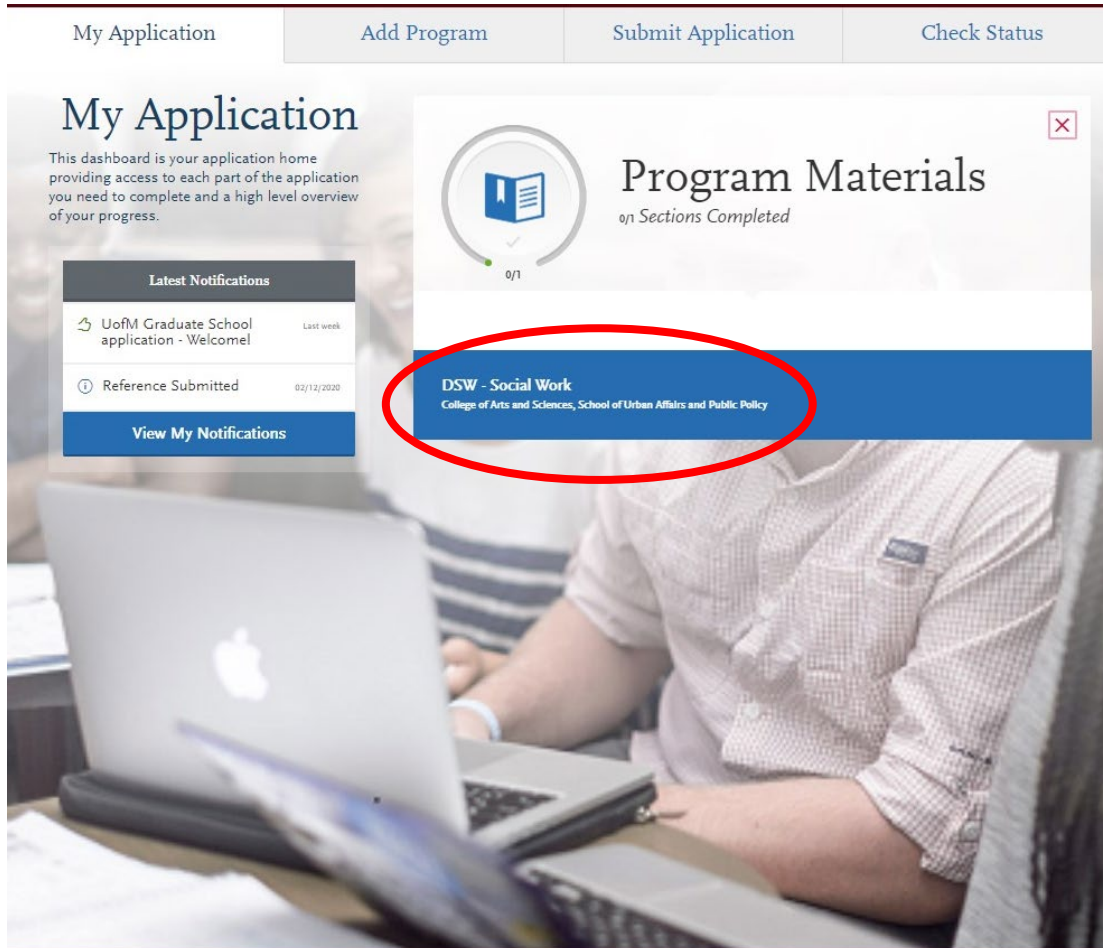
The main content area is titled "My Application" and includes a sub-header "Getting Started? Speed up your application by entering your colleges attended first." Below this, there are four large cards representing different sections of the application:

- Personal Information:** 0/6 Sections Completed
- Academic History:** 0/3 Sections Completed
- Supporting Information:** 0/1 Sections Completed
- Program Materials:** 0/1 Sections Completed

The "Program Materials" card is circled in red. On the left side of the dashboard, there is a "Latest Notifications" section with two items: "UofM Graduate School application - Welcome!" (dated "Last week") and "Reference Submitted" (dated "02/12/2020"). A "View My Notifications" button is located below the notifications.

How To Apply?

“My Application / Program Materials”



The screenshot displays the application dashboard with a navigation bar at the top containing: My Application, Add Program, Submit Application, and Check Status.

My Application
This dashboard is your application home providing access to each part of the application you need to complete and a high level overview of your progress.

Latest Notifications

🔔 UofM Graduate School application - Welcome!	Last week
🕒 Reference Submitted	02/12/2020

[View My Notifications](#)

Program Materials
0/1 Sections Completed

DSW - Social Work
College of Arts and Sciences, School of Urban Affairs and Public Policy

The 'DSW - Social Work' program entry is circled in red.



How To Apply?

“My Application / Program Materials / Documents”

My Application

Add Program

Submit Application

Check Status



0/1
Sections Completed

DSW - Social Work
College of Arts and Sciences, School of Urban
Affairs and Public Policy



UPLOAD TIPS



Review Uploaded Documents
The uploading process may have altered your formatting. Please review before submitting.



Accepted File Types
.doc, .docx, .pdf, .rtf, .txt, .jpg, .jpeg, .png. The size limit for each file upload is 15MB.



Do Not Password Protect Your Documents
Protected documents will not be sent with your application.



Conceal Your Social Security Number (SSN)
Only use correction fluid or a redacting marker to conceal your SSN before uploading.

Provide supporting documentation for your application. You may update the information in this section at any time prior to submission. Once you have submitted, you will be able to add more documents if there are optional document uploads available to you, but you will not be able to replace existing document uploads with new versions or delete uploaded documents.

* Indicates required field.

Documents

Resume/CV: Please upload a current resume or CV. Be sure to include the follows:

- All institutions attended with dates, degrees (MSW required), and majors.
- All paid or unpaid social work related work experiences (a minimum of 2-year post-MSW work experiences required).
- All academic honors and awards.

Personal Goal Statement: Personal Goal Statement should be no more than three (3) double-spaced pages in length, inch margins and 12-point Times New Roman font and should answer the following questions:

1. Describe the primary population you have been serving and the problem of social work interest (e.g., social injustice, poverty, health disparities, etc.).
2. Identify your theoretical approach to direct and/or macro practice as it relates to the identified population or problem of interest, and then discuss how you applied the theoretical approach to your practice.
3. What motivates you to pursue a DSW at this time in your career and how will a DSW help you to achieve your professional goals as manager, supervisor, researcher, or evaluator?
4. Why did you choose the University of Memphis to pursue a DSW degree?

Writing Sample (optional): Submit a writing sample (e.g., a peer-review journal publication, a capstone paper, in-class assignment paper, etc.) that presents your critical thinking and writing capacity.

Required Documents

* CV/Resume

+ Add Document

* Goal Statement

+ Add Document

Optional Documents

Writing Sample

+ Add Document



How To Apply?

“My Application / Program Materials / Recommendations”

My Application Add Program Submit Application Check Status

0/1 Sections Completed

DSW - Social Work
College of Arts and Sciences, School of Urban Affairs and Public Policy

Home Documents **Recommendations** Questions

Recommendations

Please remind Your three (3) Recommendation Letter Writers of addressing at least one of the follows in the letter:

1. Skills and ethics in social work practice
2. The potential of research on social work areas.

Once you have saved an electronic recommendation, an email request will automatically be sent to the recommender on your behalf. Please advise your recommender to look for this email in their inbox, as well as their spam or junk-mail folder, as emails do occasionally get filtered.

+ Add Recommendation

LOR Upload

3 required - 4 total allowed



How To Apply?

“My Application / Program Materials / Questions”

The screenshot shows a web application interface for the University of Memphis. At the top, there are four navigation tabs: "My Application", "Add Program", "Submit Application", and "Check Status". Below the tabs is a header banner for the "College of Arts and Sciences, School of Urban Affairs and Public Policy" with a "DSW - Social Work" program and a "Deadline: 05/01/2020". A navigation menu below the banner includes "Home", "Documents", "Recommendations", and "Questions", with "Questions" highlighted by a red circle. A "Save" button is located below the navigation menu. On the left side, there is a sidebar with a circular progress indicator showing "0/1 Sections Completed" and the program name "DSW - Social Work" with its affiliation. The main content area contains a disclaimer with several statements and checkboxes, and a section titled "Prior-Conviction and Ability-to-Practice Social Work" with a question and a text input field.

My Application Add Program Submit Application Check Status

College of Arts and Sciences, School of Urban Affairs and Public Policy

DSW - Social Work Deadline: 05/01/2020

Home Documents Recommendations **Questions**

Save

* Indicates required field.

Read carefully the following statements, and mark each checkbox of the statements if you understand and agree with it.

I understand that the DSW program will be offered via distance learning. All courses will be available online.

I understand that students in the DSW program will be asked to come to campus approximately one week per year (e.g., the first week of August, specific dates will be informed later) to complete in-person residencies (which are designed to provide the opportunity to become oriented to the program, meet fellow students, meet the faculty, and form dissertation committees).

I understand that students in the DSW program will be required to have synchronous meetings.

I understand that the University of Memphis or the DSW program will not support any visa (including F1-Student Visa) for an international student.

Prior-Conviction and Ability-to-Practice Social Work

* Have you ever been convicted of a felony or crime(s) other than a minor traffic violation? A positive answer will not necessarily preclude your acceptance into the program. However, it may prevent placement in some field practicum agencies and/or licensure in certain states.



How To Apply?

Documents: Resume/CV

- All institutions attended with dates, degrees (MSW required), and majors.
- All paid or unpaid social work related work experiences: A minimum of 2-year post-MSW work experiences required.
- All academic honors and awards.

How To Apply?



Documents: Personal Goal Statement

- No more than three (3) double-spaced pages in length, with 1-inch margins and 12-point Times New Roman font
- Answer the following questions:
 - Describe the primary population you have been serving and the problem of social work interest (e.g., social injustice, poverty, health disparities, etc.).
 - Identify your theoretical approach to direct and/or macro practice as it relates to the identified population and problem of interest, and then discuss how you applied the theoretical approach to your practice.
 - What motivates you to pursue a DSW at this time in your career and how will a DSW help you to achieve your professional goals as manager, supervisor, researcher, or evaluator?
 - Why did you choose the University of Memphis to pursue a DSW degree?



How To Apply?

Documents: Writing Sample (optional)

- Presents your critical thinking and writing capacity.
 - A peer-review journal publication,
 - A capstone paper, or
 - In-class assignment paper, etc.



How To Apply?

Documents: Recommendations

- Three (3) recommendation letter writers that address at least one of the follows:
 - ✓ Skills and ethics in social work practice
 - ✓ The potential of research on social work areas.

When Is Due?



- Deadline: May 1st, 2020 for Fall 2020 Admission
- Fall admissions only

Contact for Questions

Dr. Susan Neely-Barnes, *Director of SSW*

snlybrns@memphis.edu | 901-678-3438

Dr. Seokwon Jin, *Director of DSW*


sjin1@memphis.edu | 901-678-2498

Ms. Sandra Gray, *Staff of SSW*

sgray12@memphis.edu | 901-678-2673

Mr. Stephen R McIvor, *Staff of SSW*

srmcivor@memphis.edu | 901-678-2616



School of Social Work