

HARRISBURG- CARLISLE POVERTY FACT SHEET

2017

The 2017 Harrisburg-Carlisle Poverty Fact Sheet is produced by:

- Dr. Alex Redcay - School of Social Work, Millersville University
- Roseanna Lance - B.S. Graduate Student - Clinical Psychology, Millersville University
- Dr. David Johnson - School of Social Work, Millersville University
- Dr. Elena Delavega - Department of Social Work, University of Memphis

Data is from the 2016 American Community Survey Released in September 2017



2017 Harrisburg-Carlisle Poverty Fact Sheet

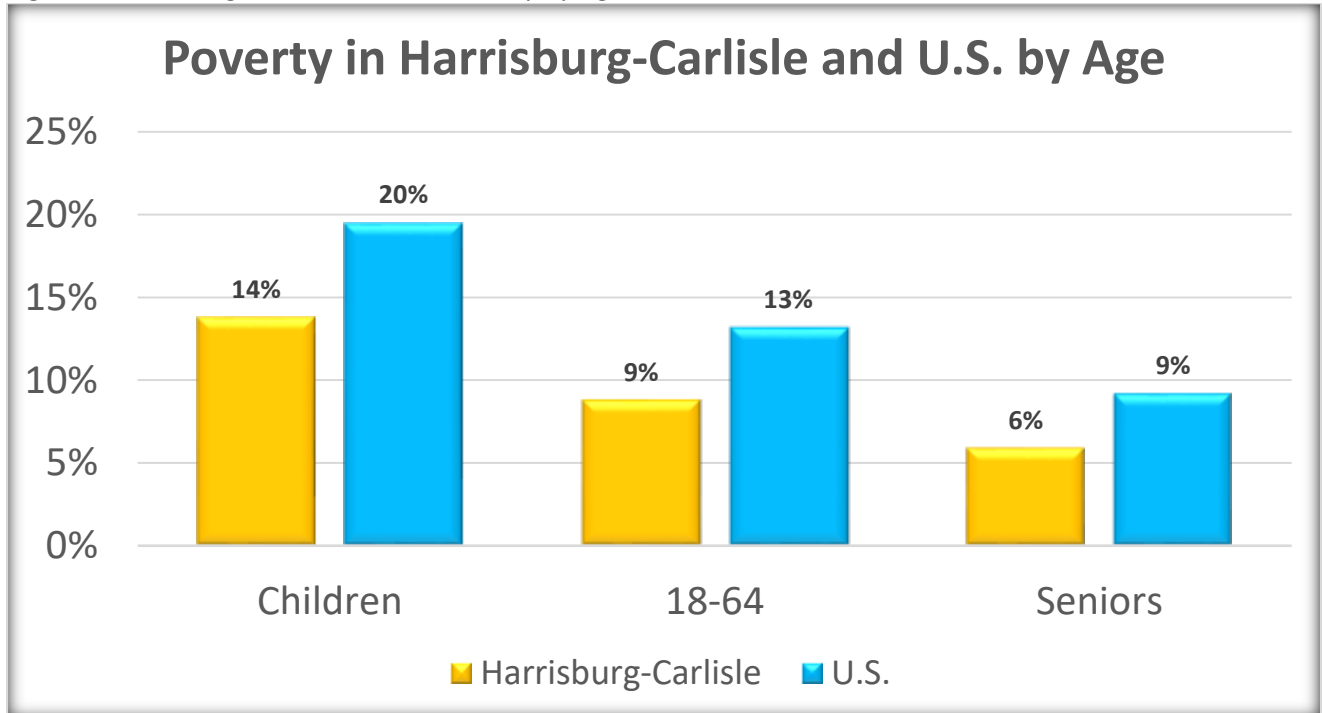
(Data from 2016 ACS Census Data)

2016 Poverty Rate	Overall	Under 18	18-64	Over 65	Non-Hispanic White	Non-Hispanic Black	Latino	Asian
United States	14.0%	19.5%	13.2%	9.2%	11.6%	23.8%	21.0%	11.8%
Pennsylvania	12.9%	18.5%	12.3%	7.8%	10.1%	26.4%	30.0%	14.0%
Lancaster County/City	11.0%	17.8%	9.6%	6.3%	9.1%	31.3%	32.6%	15.7%
Harrisburg-Carlisle	9.4%	13.8%	8.8%	5.9%	6.8%	21.5%	29.9%	10.9%
Lebanon County	9.3%	12.9%	9.4%	4.5%	8.2%	N/A	22.1%	N/A
Philadelphia	25.7%	37.3%	23.4%	17.4%	17.7%	30.8%	37.9%	22.9%
Reading	13.6%	21.3%	17.8%	8.1%	10.6%	18.9%	36.0%	12.6%
York	9.9%	13.5%	9.4%	7.0%	8.6%	17.3%	29.4%	N/A

Poverty by Age in Harrisburg-Carlisle

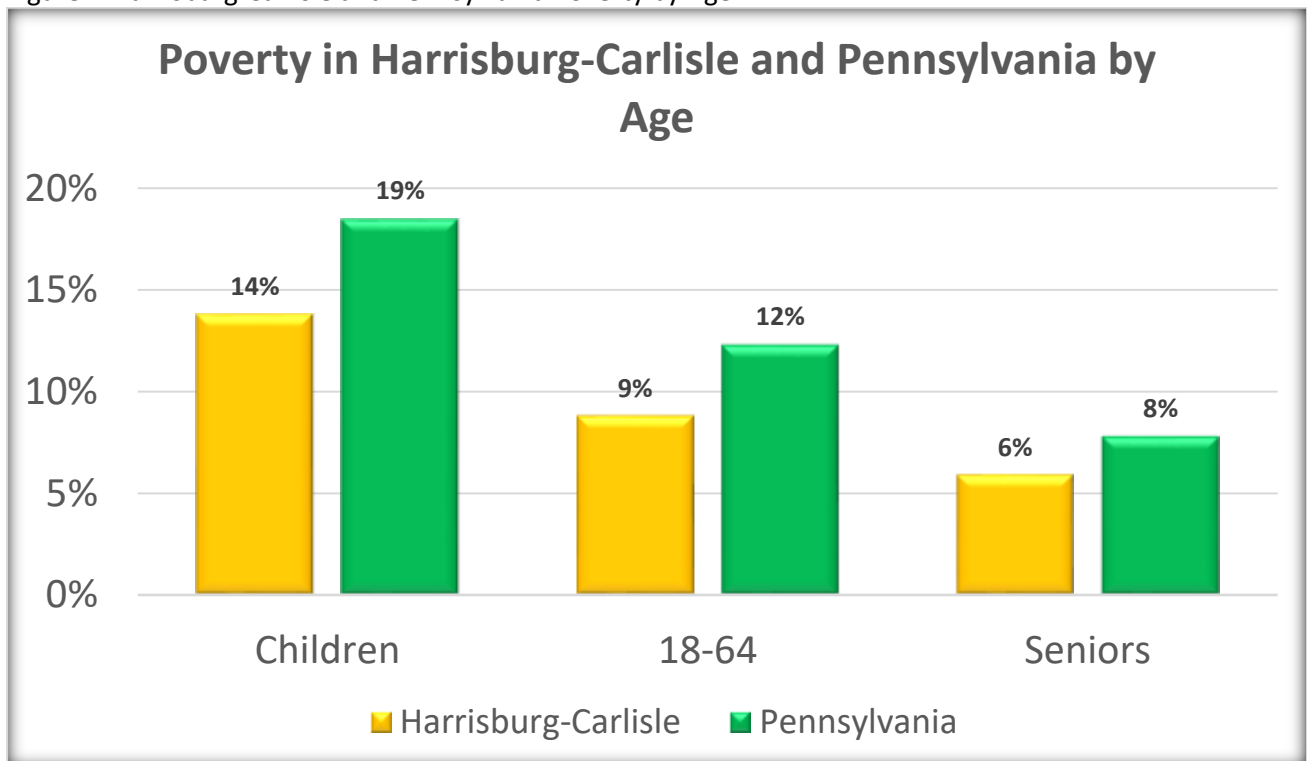
Analyzing poverty in Harrisburg-Carlisle according to age group, the highest rate of poverty is among children (under the age of 18) at 13.8%, while the lowest poverty rate is among seniors (individuals over the age of 65) at 5.9%. The poverty rate for the age group of 18-64 is 8.8%. When compared to the United States, the poverty rates for each age group are lower in Harrisburg-Carlisle, Pennsylvania than in the United States.

Figure 1-Harrisburg-Carlisle and U.S. Poverty by Age



In the state of Pennsylvania, the poverty rate for children (under the age of 18) is 18.5% which is higher than the poverty rate for children in the Harrisburg-Carlisle region (13.8%). For the age group of 18 to 64, the poverty rate in Pennsylvania is 12.3% and in Harrisburg-Carlisle, the poverty rate for this age group is 8.8%. For seniors (over the age of 65), the poverty rate is 7.8%, and in Harrisburg-Carlisle, the poverty rate for seniors is 5.9%.

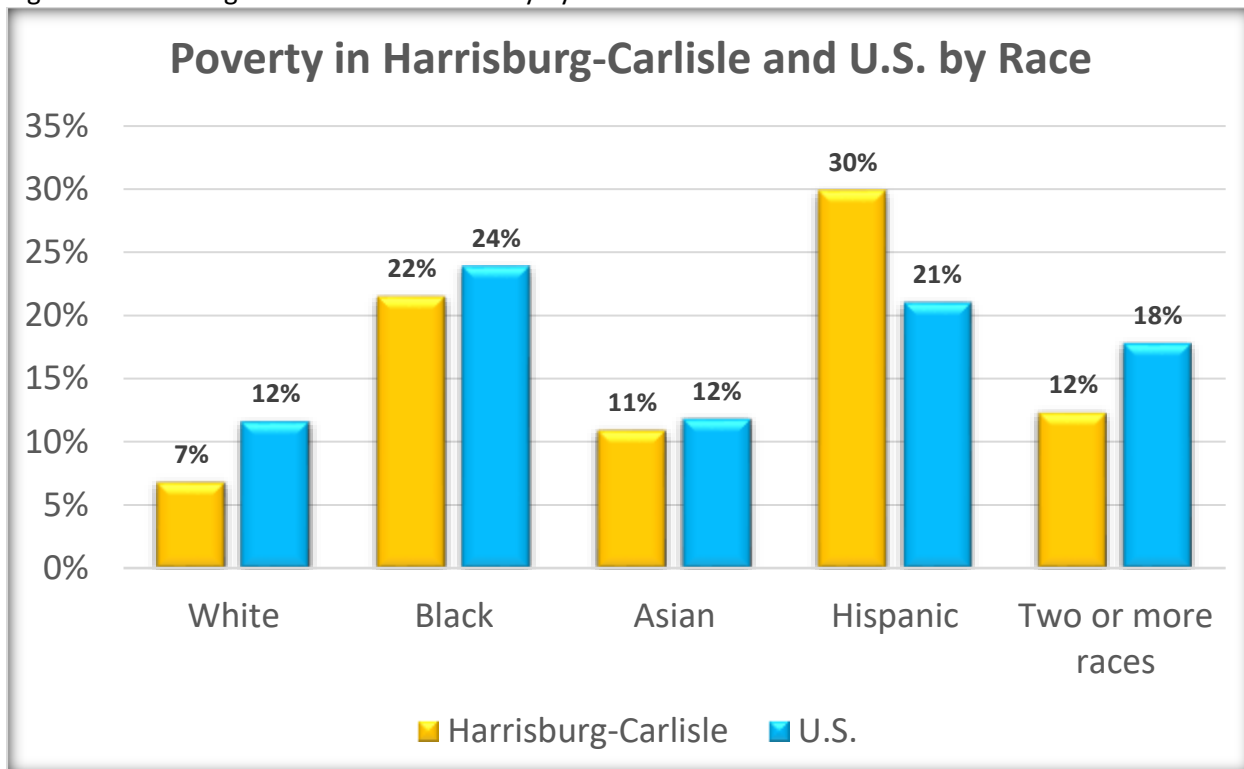
Figure 2-Harrisburg-Carlisle and Pennsylvania Poverty by Age



Harrisburg-Carlisle Poverty by Race

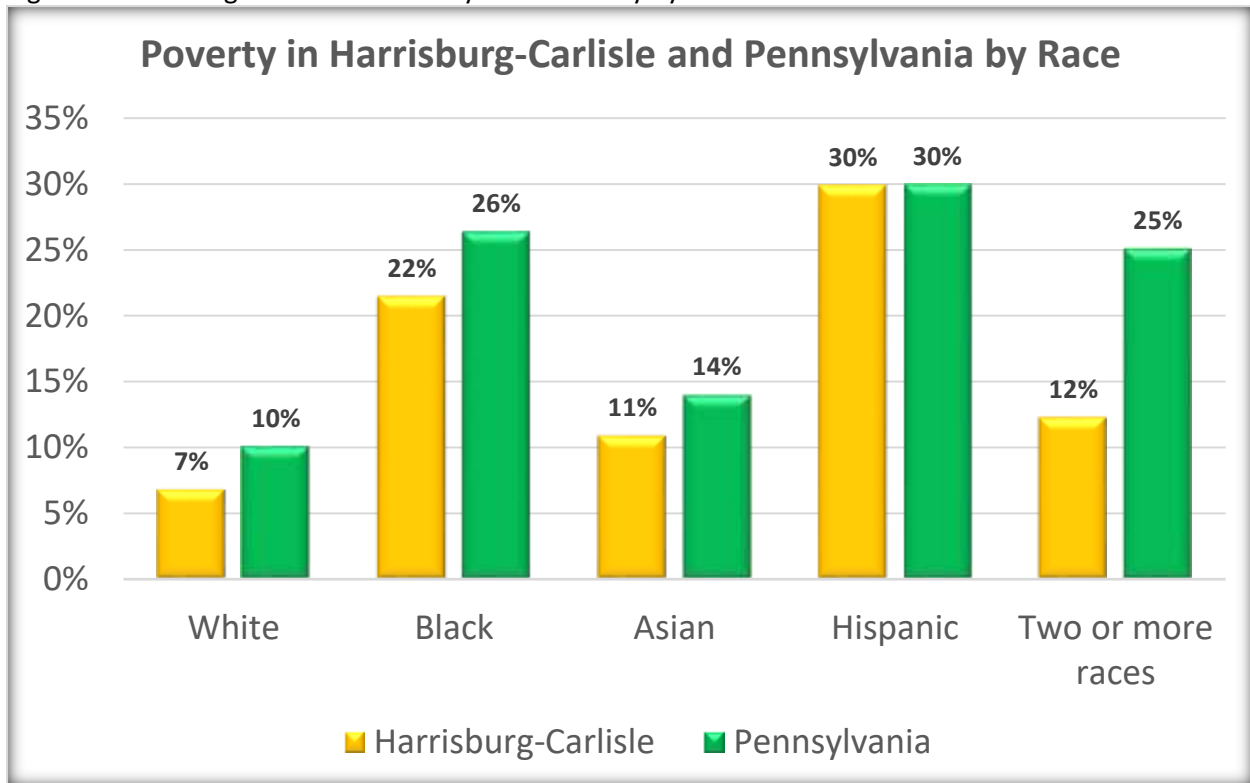
Poverty extends across racial groups and is even more profound among the minority populations living in the Harrisburg-Carlisle region. The highest rate of poverty is found among Hispanic people (29.9%), followed by Black people (21.5%). Of those identifying as two or more races 12.3% are living in poverty. Among the Asian population, 10.9% are living in poverty. The White population has the lowest rate of poverty at 6.8%.

Figure 3-Harrisburg-Carlisle and U.S. Poverty by Race



In the state of Pennsylvania, the highest rate of poverty is among Hispanic people with a poverty rate of 30%. Black people have the next highest rate at 26.4% which is closely followed by those who identify as two or more races at 25.1%. Among the Asian population, the poverty rate for Pennsylvania is 14%, with White people having the lowest rate of poverty in Pennsylvania (10.1%). Comparing the Harrisburg-Carlisle region with the state of Pennsylvania as a whole, the poverty rates are lower for most of the racial groups in Harrisburg-Carlisle. Hispanic people living in Harrisburg-Carlisle have an equal rate of poverty with Hispanic people in the state of Pennsylvania, with both at a 30% poverty rate.

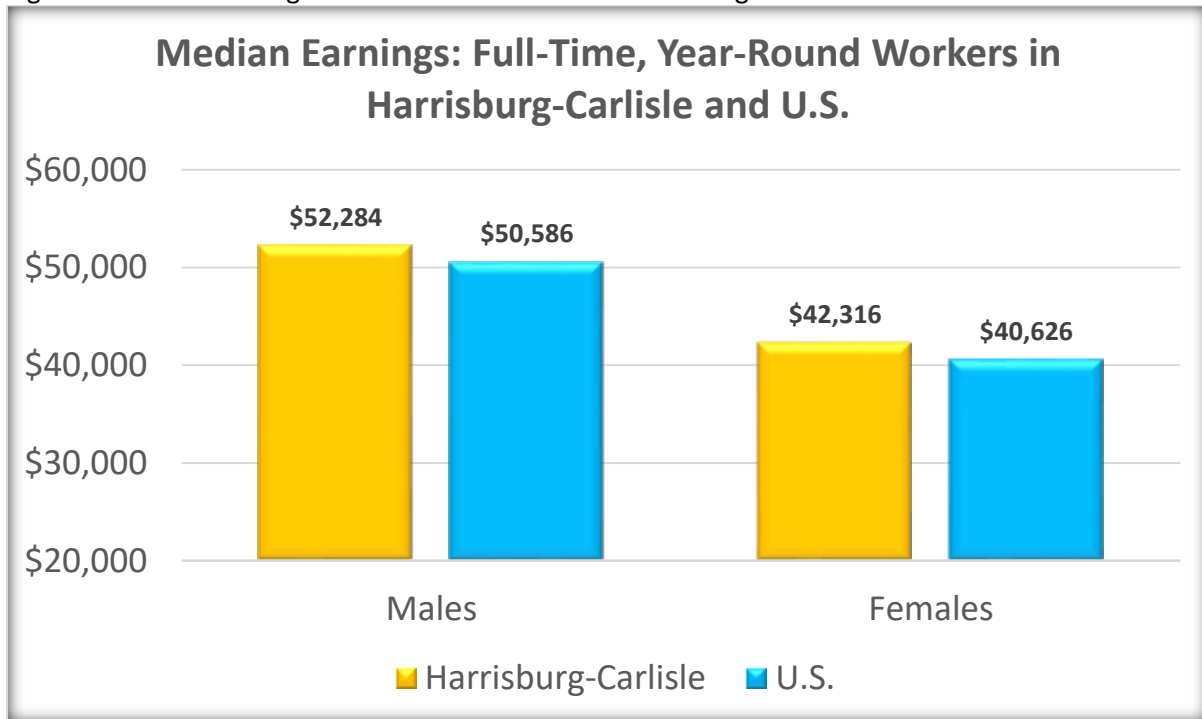
Figure 4-Harrisburg-Carlisle and Pennsylvania Poverty by Race



Male and Female Earnings in Harrisburg-Carlisle

For nonfamily households, the median earnings for male full-time, year-round workers in Harrisburg-Carlisle is \$52,284. The median earnings for female full-time, year-round workers in nonfamily households in Harrisburg-Carlisle is \$42,316. Males in Harrisburg-Carlisle have a slightly higher yearly earning than the median for the U.S. (\$50,586), and females in Harrisburg-Carlisle also have a higher yearly earning than females in the U.S. (\$40,626). In both the U.S. and in Harrisburg-Carlisle, earnings for males are substantially higher than earnings for females.

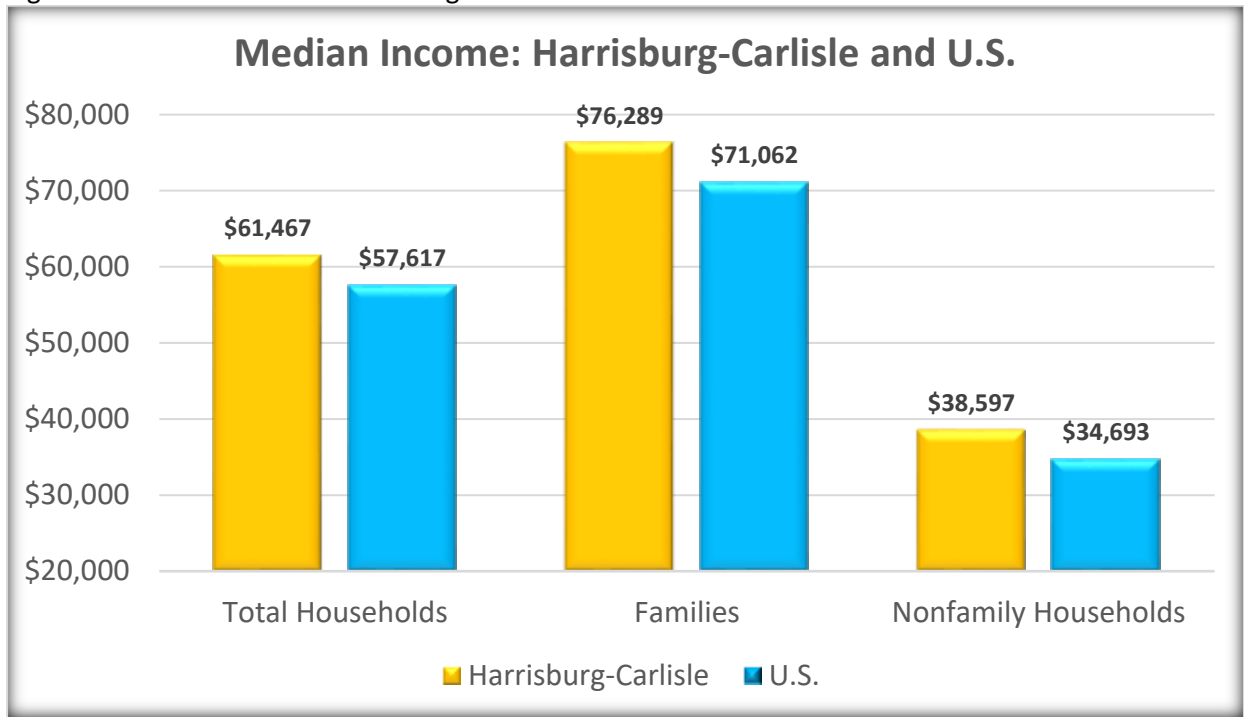
Figure 5-Median earnings for Males and Females in Harrisburg-Carlisle and U.S.



Median Income in Harrisburg-Carlisle

The median total household income for Harrisburg-Carlisle is \$61,467 which is slightly higher than the median total household income for the U.S. (\$57,617). For families, the median income for Harrisburg-Carlisle is \$76,289 which is higher than the median income for families in the U.S. (\$71,062). For nonfamily households, the median income for Harrisburg-Carlisle is \$38,597 which is higher than the median nonfamily household income for the U.S. (\$34,693).

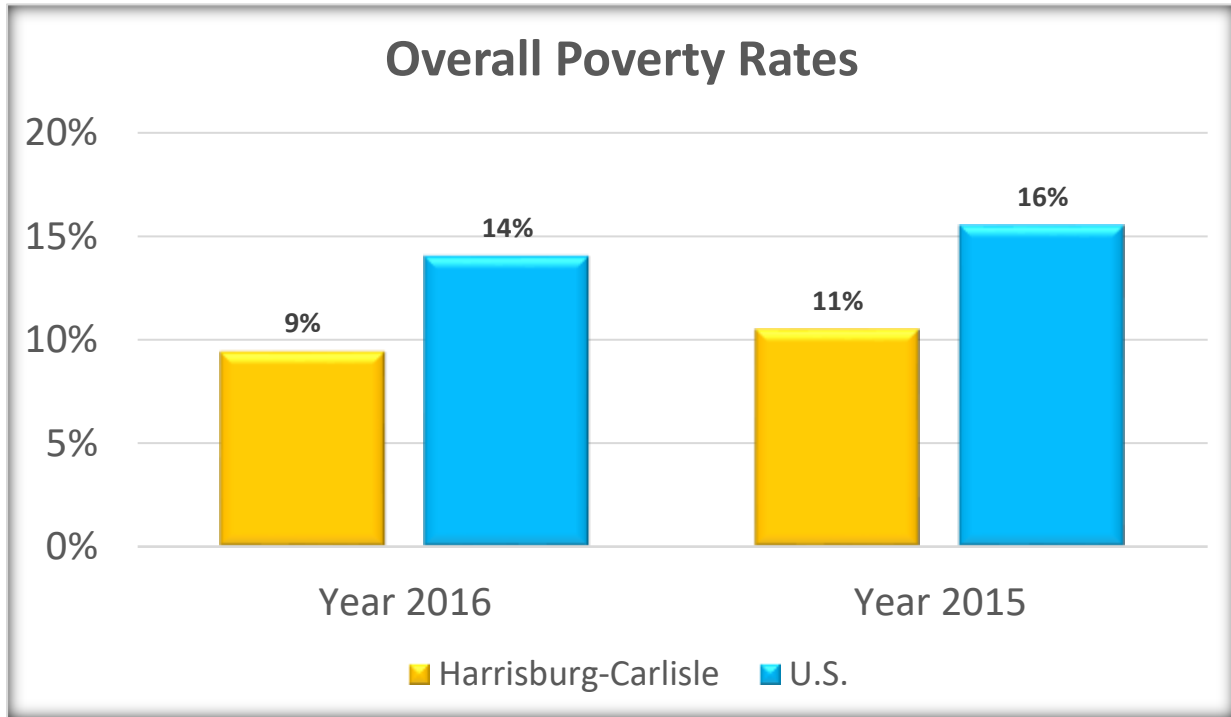
Figure 6-Median Income in Harrisburg-Carlisle and U.S.



Yearly Overall Rates of Poverty

The poverty rate in 2016 for the U.S. is at 14%, which is a slight decrease from the poverty rate of 15.5% in 2015. The poverty rate in Harrisburg-Carlisle in 2016 is at 9%, which is also a decrease from the 11% poverty rate for Harrisburg-Carlisle in 2015.

Figure 7-Overall Poverty Rates for Harrisburg-Carlisle and U.S. in 2016 and 2015



If you would like more information on Harrisburg-Carlisle poverty, please contact Dr. Alex Redcay at alexandra.Redcay@millersville.edu or http://www.millersville.edu/socialwork/faculty/alex_redcay.php

Sources:

Data obtained from the U.S. Census Bureau 2016 American Community Survey 1-Year Estimates for Harrisburg-Carlisle, United States, and Pennsylvania

The Department of Social Work in the School of Urban Affairs and Public Policy at the University of Memphis is dedicated to understanding poverty and its causes through research and engaged scholarship. Our purpose is to identify the most effective ways to eliminate poverty and promote social and economic development for our region.

The mission of the Benjamin L. Hooks Institute for Social Change is to promote civil rights and social change, primarily through teaching, research, innovative campaigns, and community engagement