

LEBANON COUNTY POVERTY FACT SHEET

The 2017 Lebanon County Poverty Fact Sheet is produced by:

- Dr. Alex Redcay - School of Social Work, Millersville University
- Roseanna Lance - B.S. Graduate Student - Clinical Psychology, Millersville University
- Dr. David Johnson - School of Social Work, Millersville University
- Dr. Elena Delavega - Department of Social Work, University of Memphis

Data is from the 2016 American Community Survey Released in September 2017

2017



2017 Lebanon County Poverty Fact Sheet

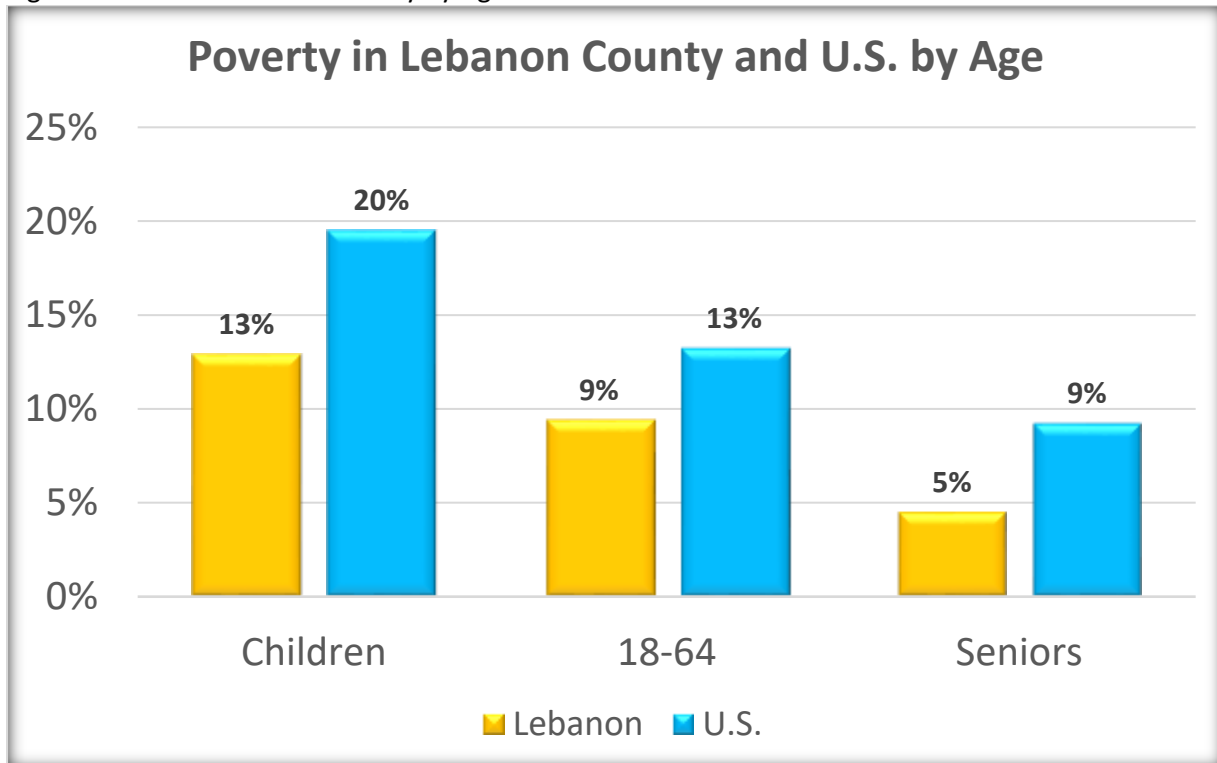
(Data from 2016 ACS Census Data)

2016 Poverty Rate	Overall	Under 18	18-64	Over 65	Non-Hispanic White	Non-Hispanic Black	Latino	Asian
United States	14.0%	19.5%	13.2%	9.2%	11.6%	23.8%	21.0%	11.8%
Pennsylvania	12.9%	18.5%	12.3%	7.8%	10.1%	26.4%	30.0%	14.0%
Lancaster County/City	11.0%	17.8%	9.6%	6.3%	9.1%	31.3%	32.6%	15.7%
Harrisburg-Carlisle	9.4%	13.8%	8.8%	5.9%	6.8%	21.5%	29.9%	10.9%
Lebanon County	9.3%	12.9%	9.4%	4.5%	8.2%	N/A	22.1%	N/A
Philadelphia	25.7%	37.3%	23.4%	17.4%	17.7%	30.8%	37.9%	22.9%
Reading	13.6%	21.3%	17.8%	8.1%	10.6%	18.9%	36.0%	12.6%
York	9.9%	13.5%	9.4%	7.0%	8.6%	17.3%	29.4%	N/A

Poverty by Age in Lebanon County

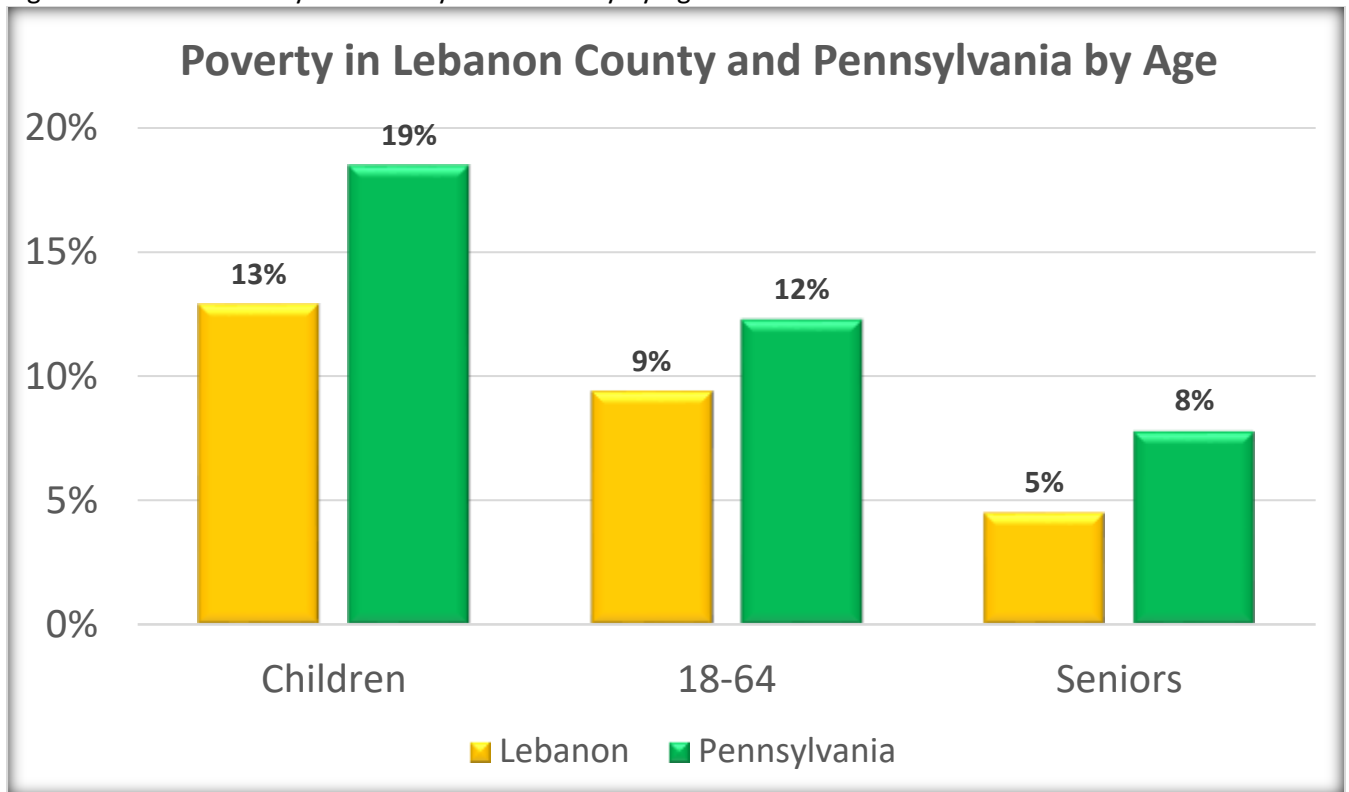
Analyzing poverty in Lebanon County according to age group, the highest rate of poverty is among children (under the age of 18) at 12.9%, while the lowest poverty rate is among seniors (individuals over the age of 65) at 4.5%. The poverty rate for the age group of 18-64 is 9.4%. When compared to the United States, the poverty rates for each age group are lower in Lebanon, Pennsylvania than in the United States.

Figure 1-Lebanon and U.S. Poverty by Age



In the state of Pennsylvania, the poverty rate for children (under the age of 18) is 18.5% which is higher than the poverty rate for children in Lebanon County (12.9%). For the age group of 18 to 64, the poverty rate in Pennsylvania is 12.3% and in Lebanon County, the poverty rate for this age group is 9.4%. For seniors (over the age of 65), the poverty rate is 7.8% in the state of Pennsylvania, and in Lebanon County, the poverty rate for seniors is 4.5%.

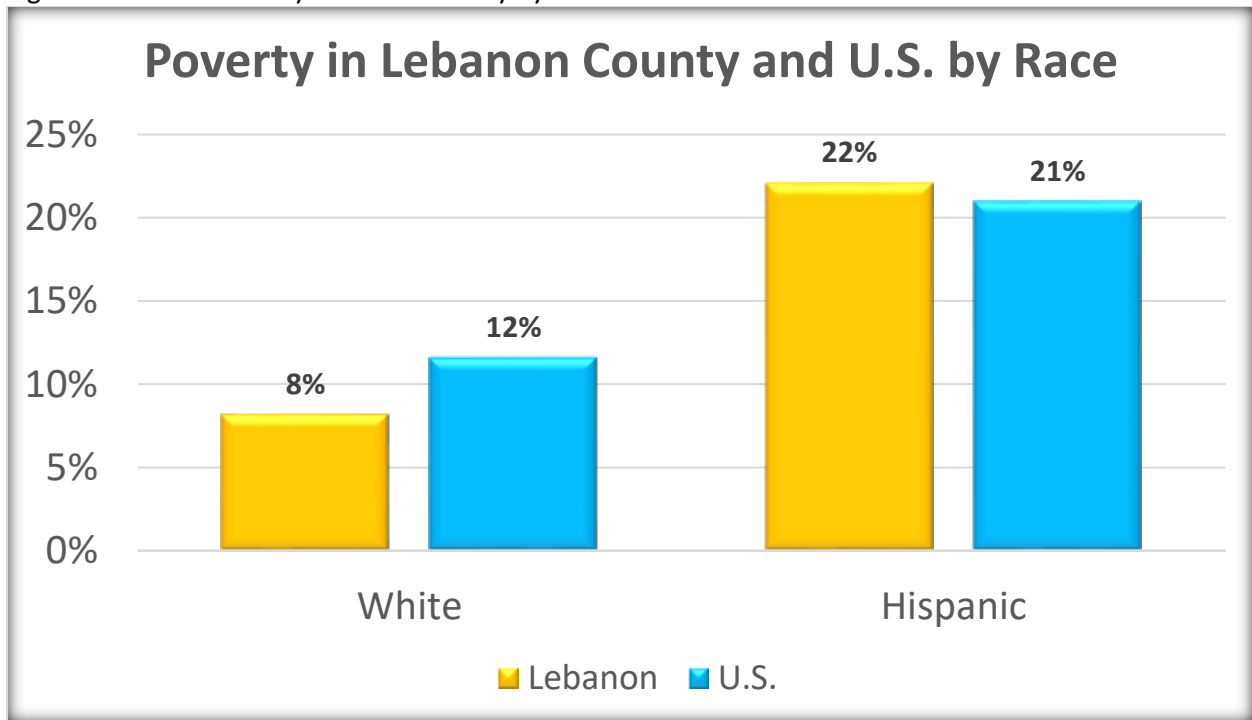
Figure 2-Lebanon County and Pennsylvania Poverty by Age



Lebanon County Poverty by Race

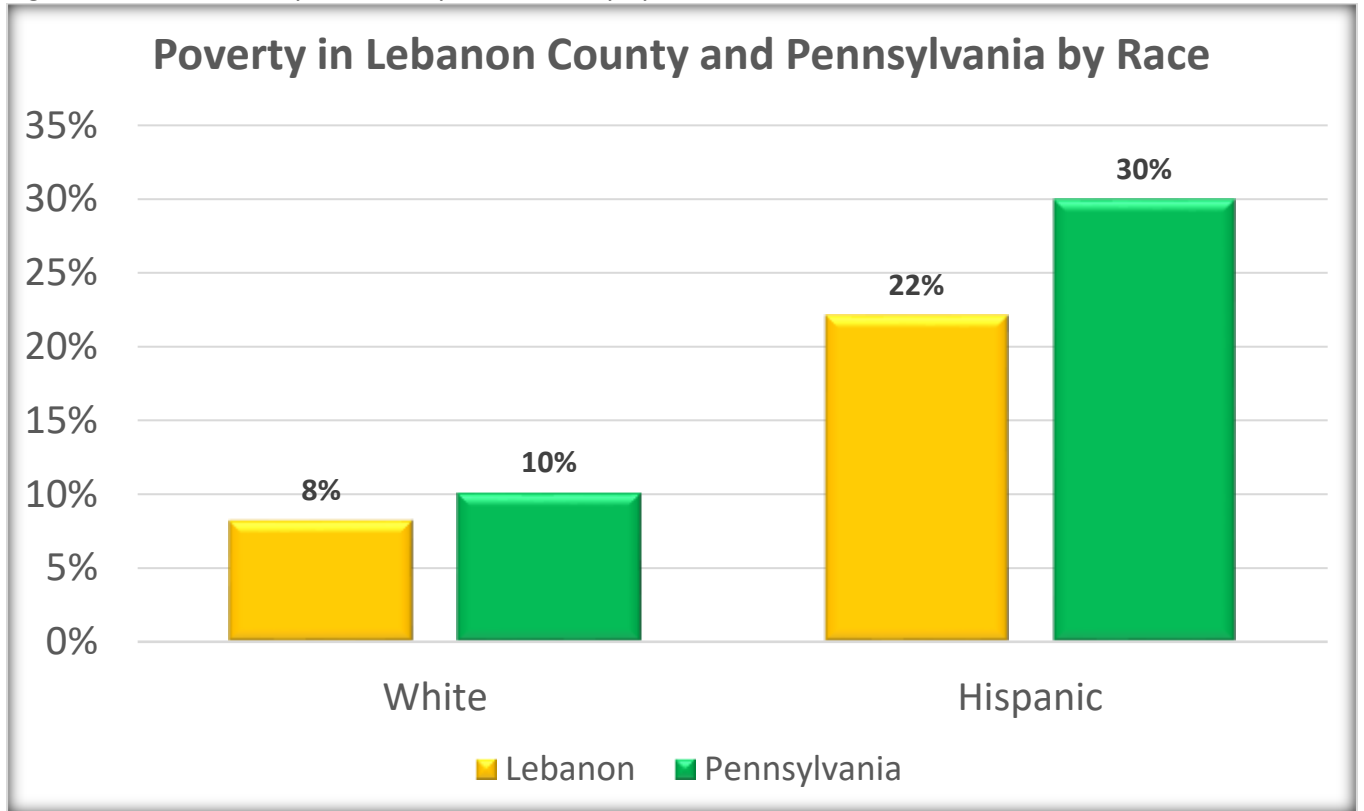
In Lebanon County, the highest rate of poverty is among Hispanic people at 22.1%. White people have the lowest rate of poverty in Lebanon County at 8.2%. Data for other racial groups are not found for Lebanon County. Compared to the U.S., the poverty rate for Hispanic people is higher in Lebanon County than in the U.S.

Figure 3-Lebanon County and U.S. Poverty by Race



In the state of Pennsylvania, the highest rate of poverty is among Hispanic people with a poverty rate of 30%. White people having the lowest rate of poverty in Pennsylvania (10.1%). The poverty rates for all available races are lower in Lebanon County than in the state of Pennsylvania as a whole.

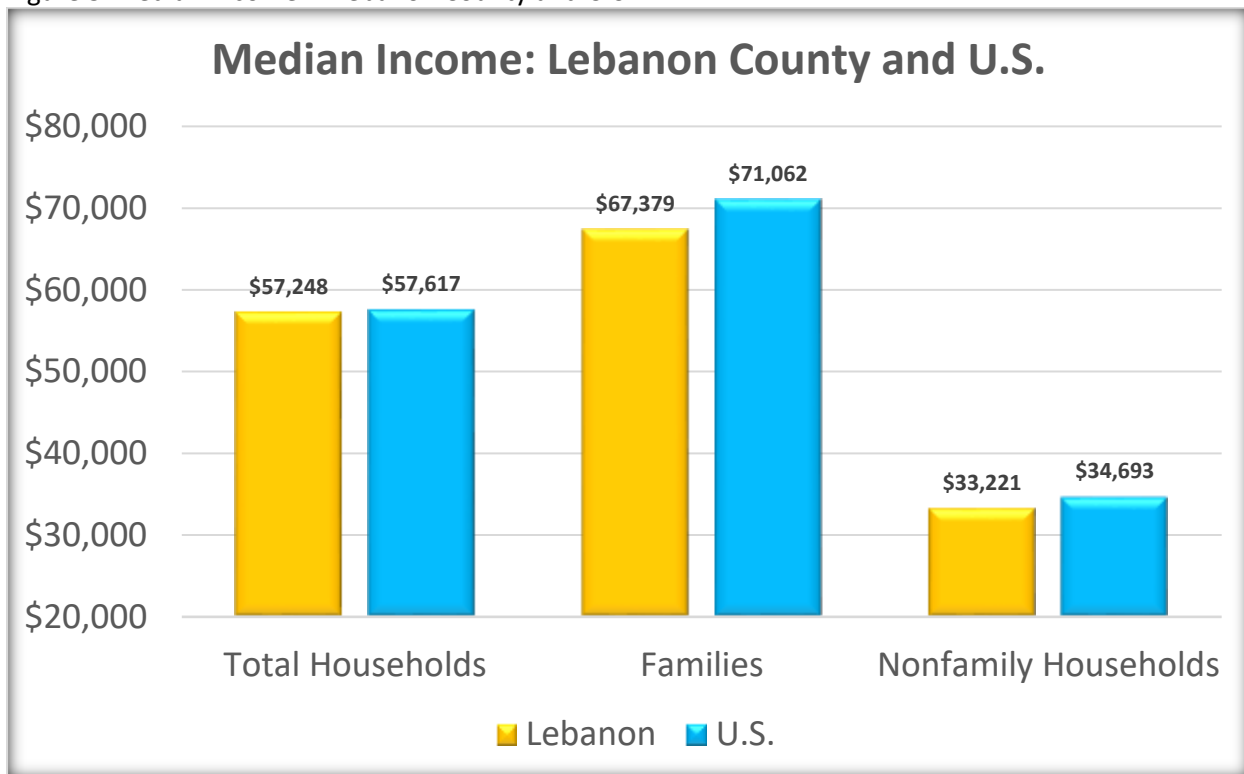
Figure 4-Lebanon County and Pennsylvania Poverty by Race



Median Income in Lebanon County

The median total household income for Lebanon County is \$57,248 which is approximately the same as the median total household income for the U.S. (\$57,617). For families, the median income for Lebanon County is \$67,379, which is lower than the median income for families in the U.S. (\$71,062). For nonfamily households, the median income for Lebanon County is \$33,221 which is slightly lower than the median nonfamily household income for the U.S. (\$34,693).

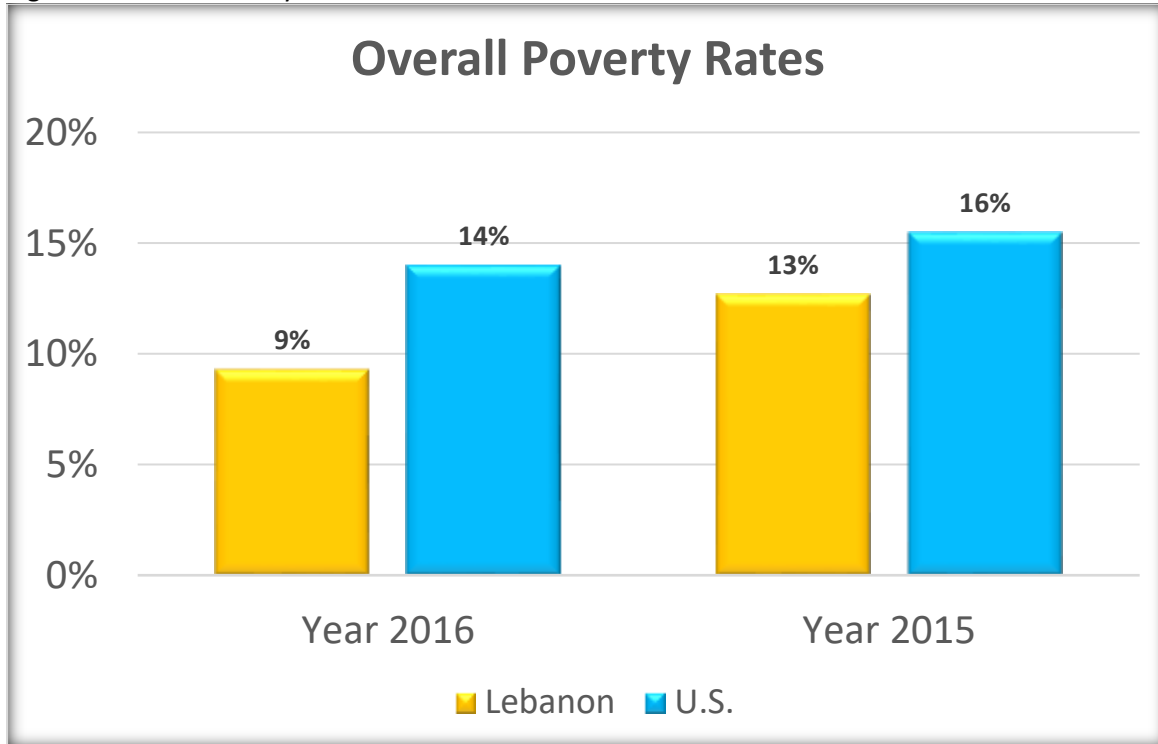
Figure 5-Median Income in Lebanon County and U.S.



Yearly Overall Rates of Poverty

The poverty rate in 2016 for the U.S. is at 14%, which is a slight decrease from the poverty rate of 15.5% in 2015. The poverty rate in Lebanon County in 2016 is at 9%, which is also a decrease from the 13% poverty rate for Lebanon County in 2015.

Figure 6-Overall Poverty Rates for Lebanon and U.S. in 2016 and 2015



THIS PAGE INTENTIONALLY LEFT BLANK

If you would like more information on Lebanon County poverty, please contact Dr. Alex Redcay at alexandra.Redcay@millersville.edu or http://www.millersville.edu/socialwork/faculty/alex_redcay.php

Sources:

Data obtained from the U.S. Census Bureau 2016 American Community Survey 1-Year Estimates for Lebanon County, United States, and Pennsylvania

The Department of Social Work in the School of Urban Affairs and Public Policy at the University of Memphis is dedicated to understanding poverty and its causes through research and engaged scholarship. Our purpose is to identify the most effective ways to eliminate poverty and promote social and economic development for our region.

The mission of the Benjamin L. Hooks Institute for Social Change is to promote civil rights and social change, primarily through teaching, research, innovative campaigns, and community engagement