

READING POVERTY FACT SHEET

The 2017 Reading Poverty Fact Sheet is produced by:

- Dr. Alex Redcay - School of Social Work, Millersville University
- Roseanna Lance - B.S. Graduate Student - Clinical Psychology, Millersville University
- Dr. David Johnson - School of Social Work, Millersville University
- Dr. Elena Delavega - Department of Social Work, University of Memphis

Data is from the 2016 American Community Survey Released in September 2017

2017



2017 Reading Poverty Fact Sheet

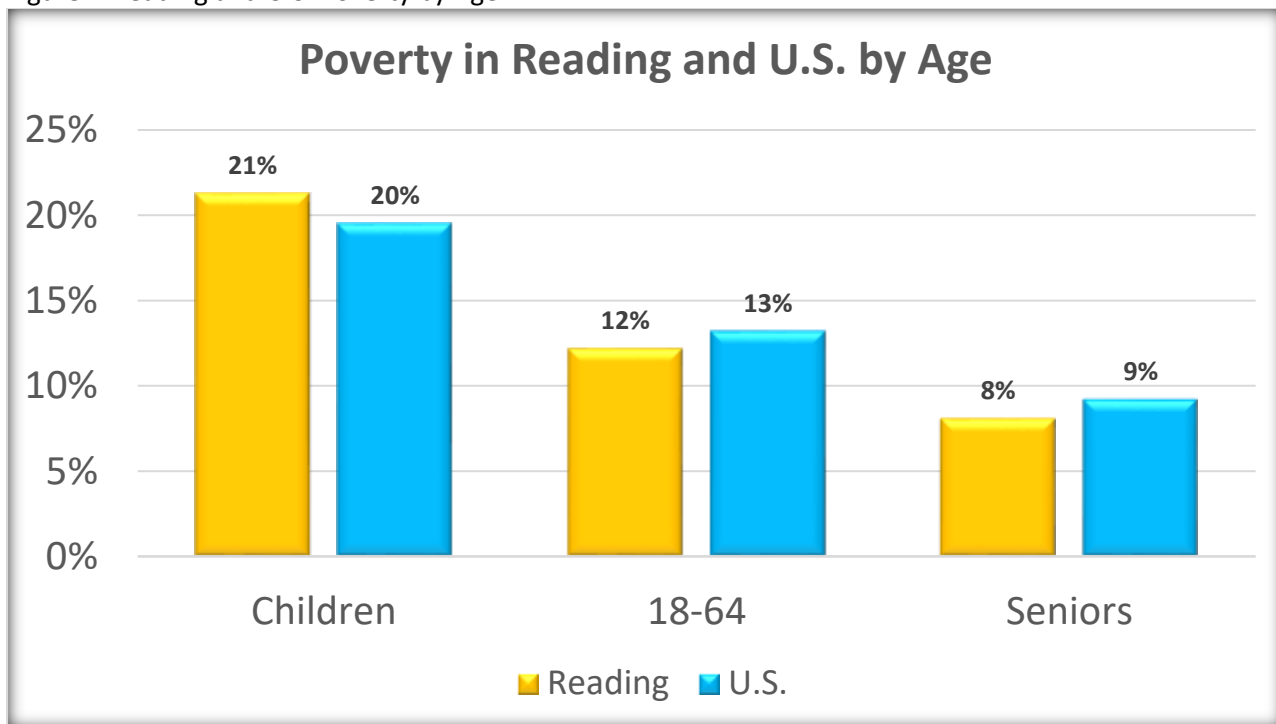
(Data from 2016 ACS Census Data)

2016 Poverty Rate	Overall	Under 18	18-64	Over 65	Non-Hispanic White	Non-Hispanic Black	Latino	Asian
United States	14.0%	19.5%	13.2%	9.2%	11.6%	23.8%	21.0%	11.8%
Pennsylvania	12.9%	18.5%	12.3%	7.8%	10.1%	26.4%	30.0%	14.0%
Lancaster County/City	11.0%	17.8%	9.6%	6.3%	9.1%	31.3%	32.6%	15.7%
Harrisburg-Carlisle	9.4%	13.8%	8.8%	5.9%	6.8%	21.5%	29.9%	10.9%
Lebanon County	9.3%	12.9%	9.4%	4.5%	8.2%	N/A	22.1%	N/A
Philadelphia	25.7%	37.3%	23.4%	17.4%	17.7%	30.8%	37.9%	22.9%
Reading	13.6%	21.3%	17.8%	8.1%	10.6%	18.9%	36.0%	12.6%
York	9.9%	13.5%	9.4%	7.0%	8.6%	17.3%	29.4%	N/A

Poverty by Age in Reading

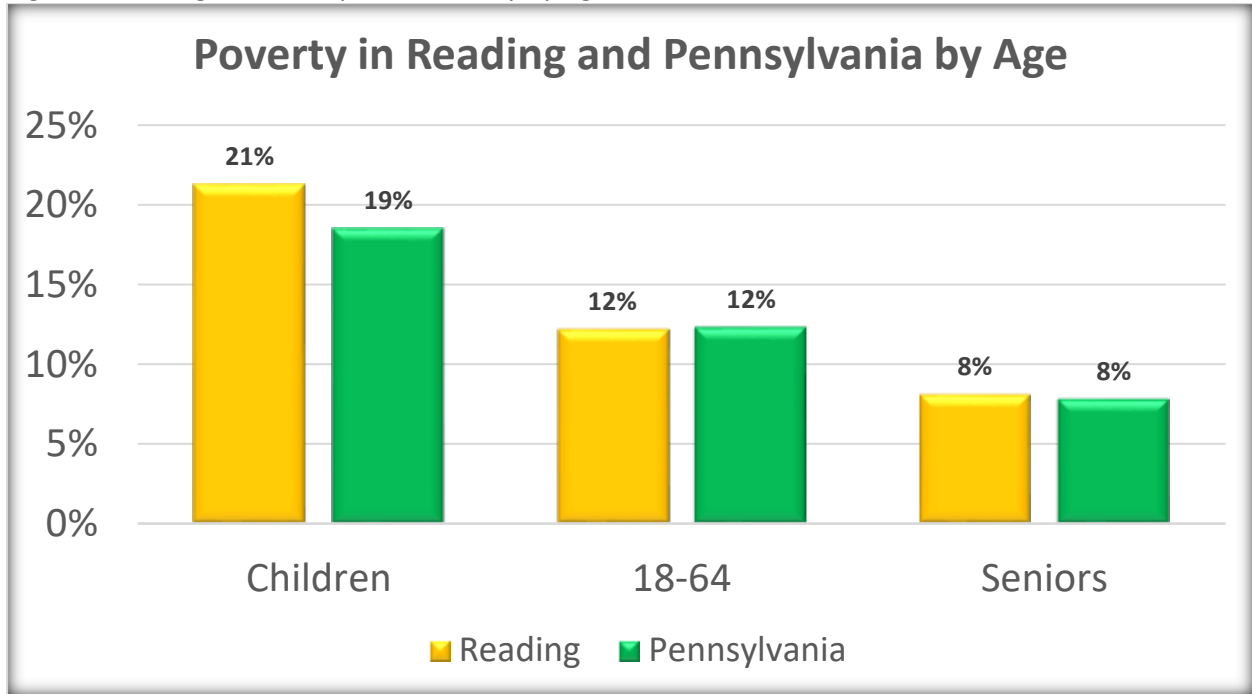
Analyzing poverty in Reading according to age group, the highest rate of poverty is among children (under the age of 18) at 21.3%, while the lowest poverty rate is among seniors (individuals over the age of 65) at 8.1%. The poverty rate for the age group of 18-64 is 12.2%. When compared to the United States, the poverty rate for children is higher in Reading.

Figure 1-Reading and U.S. Poverty by Age



In the state of Pennsylvania, the poverty rate for children (under the age of 18) is 18.5% which is lower than the poverty rate for children in Reading (21.3%). For the age group of 18 to 64, the poverty rate in Pennsylvania is 12.3% and in Reading, the poverty rate for this age group is 12.2%. For seniors (over the age of 65), the poverty rate is 7.8%, and in Reading, the poverty rate for seniors is 8.1%.

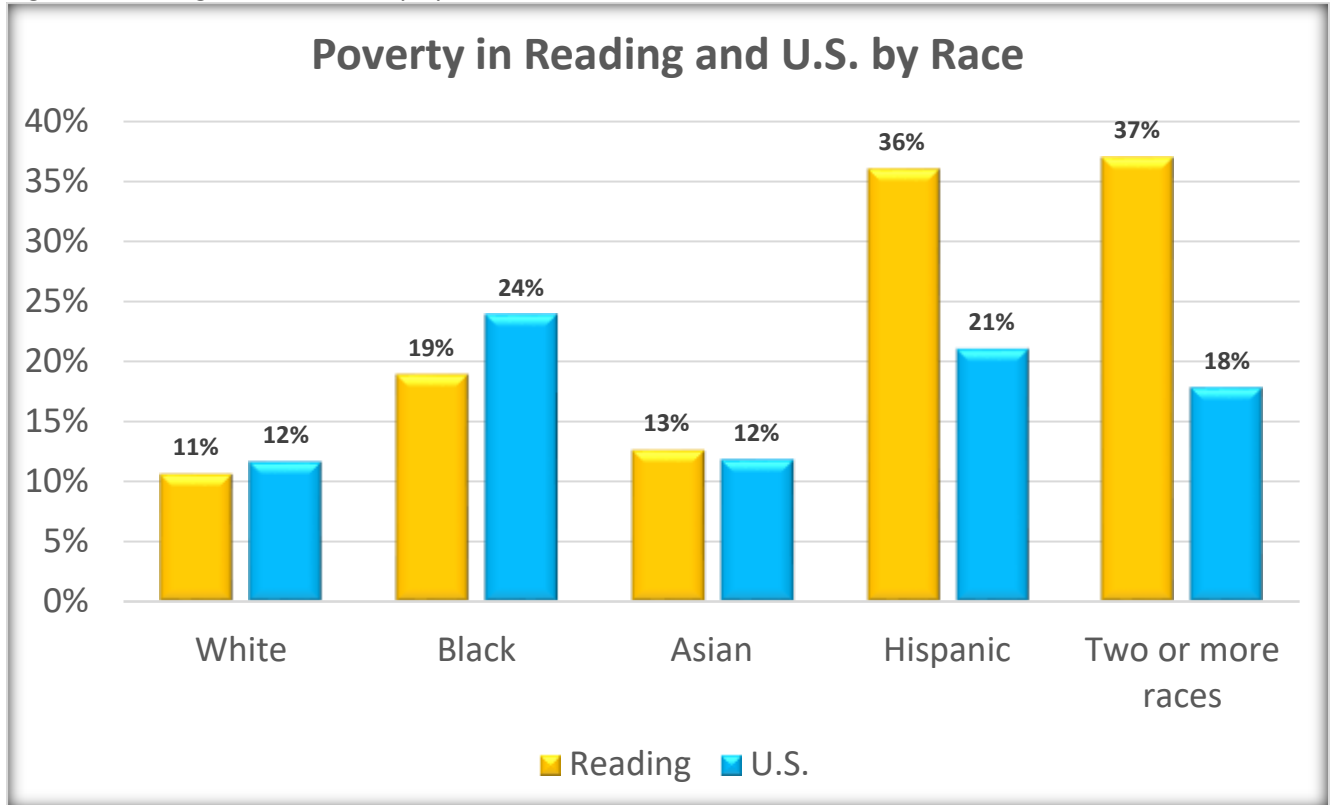
Figure 2-Reading and Pennsylvania Poverty by Age



Reading Poverty by Race

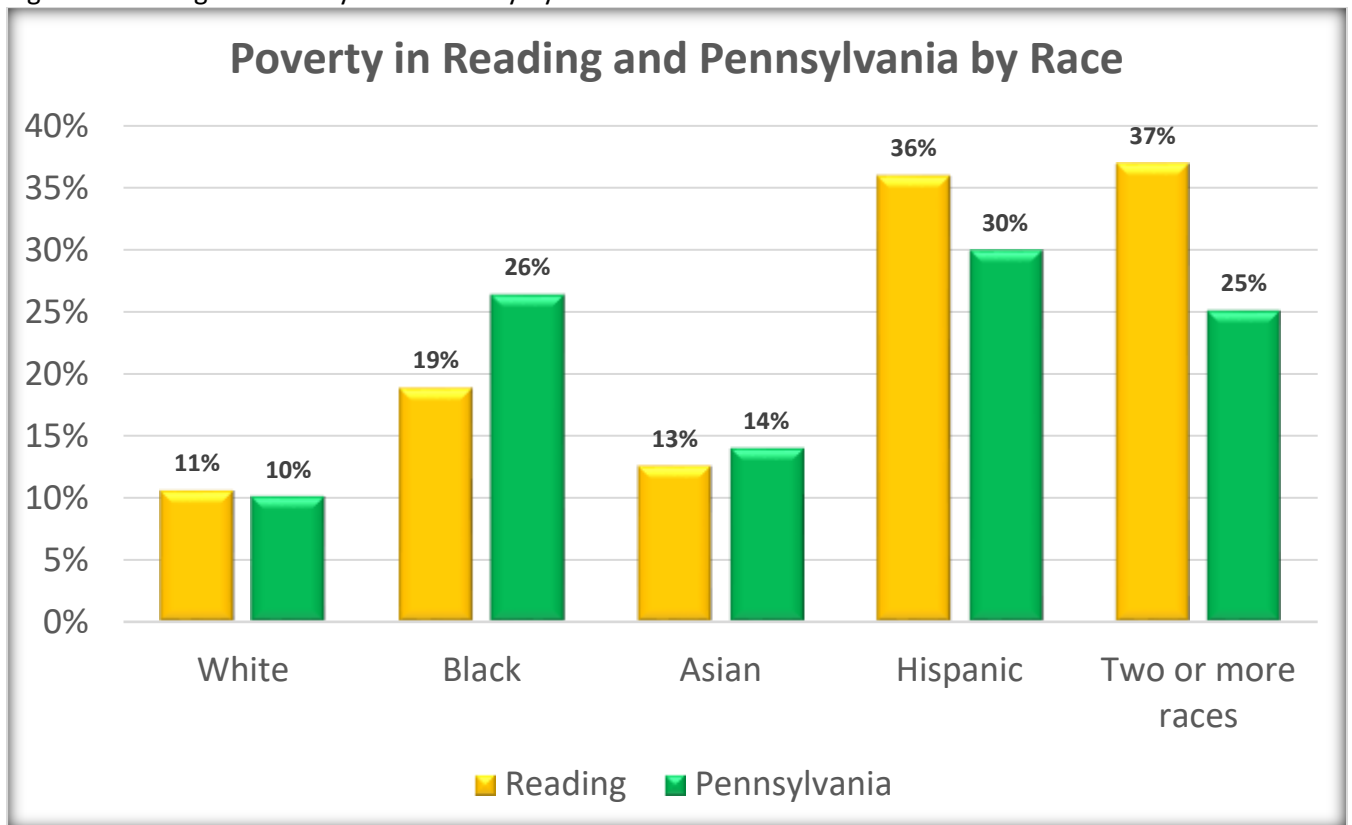
Poverty extends across racial groups and is even more profound among the minority populations living in Reading. The highest rate of poverty is found among those identifying as two or more races (37%), followed by Hispanic people (36%). Black people have a poverty rate of 18.9%, and among the Asian population, 12.6% are living in poverty. The White population has the lowest rate of poverty at 10.6%.

Figure 3-Reading and U.S. Poverty by Race



In the state of Pennsylvania, the highest rate of poverty is among Hispanic people with a poverty rate of 30%. Black people have the next highest rate at 26.4% which is closely followed by two or more races at 25.1%. Among the Asian population, the poverty rate for Pennsylvania is 14%, with White people having the lowest rate of poverty in Pennsylvania (10.1%). Comparing Reading with the state of Pennsylvania as a whole, the poverty rates for people identifying as two or more races (37%), Hispanic people (36%), and White people (10.6%) are higher in Reading than the poverty rates for Pennsylvania as a whole.

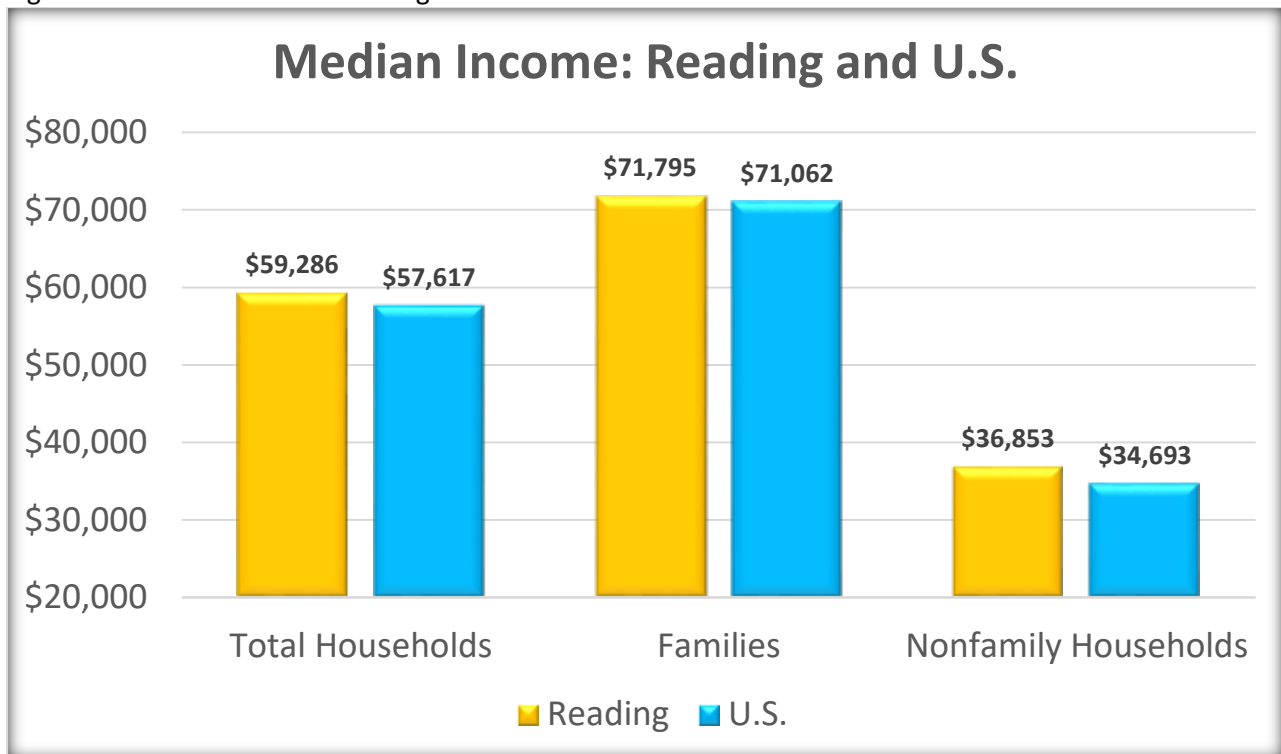
Figure 4-Reading and Pennsylvania Poverty by Race



Median Income in Reading

The median total household income for Reading is \$59,286, which is higher than the median total household income for the U.S. (\$57,617). For families, the median income for Reading is \$71,795, which is approximately the same as the median income for families in the U.S. (\$71,062). For nonfamily households, the median income for Reading is \$36,853, which is higher than the median nonfamily household income for the U.S. (\$34,693).

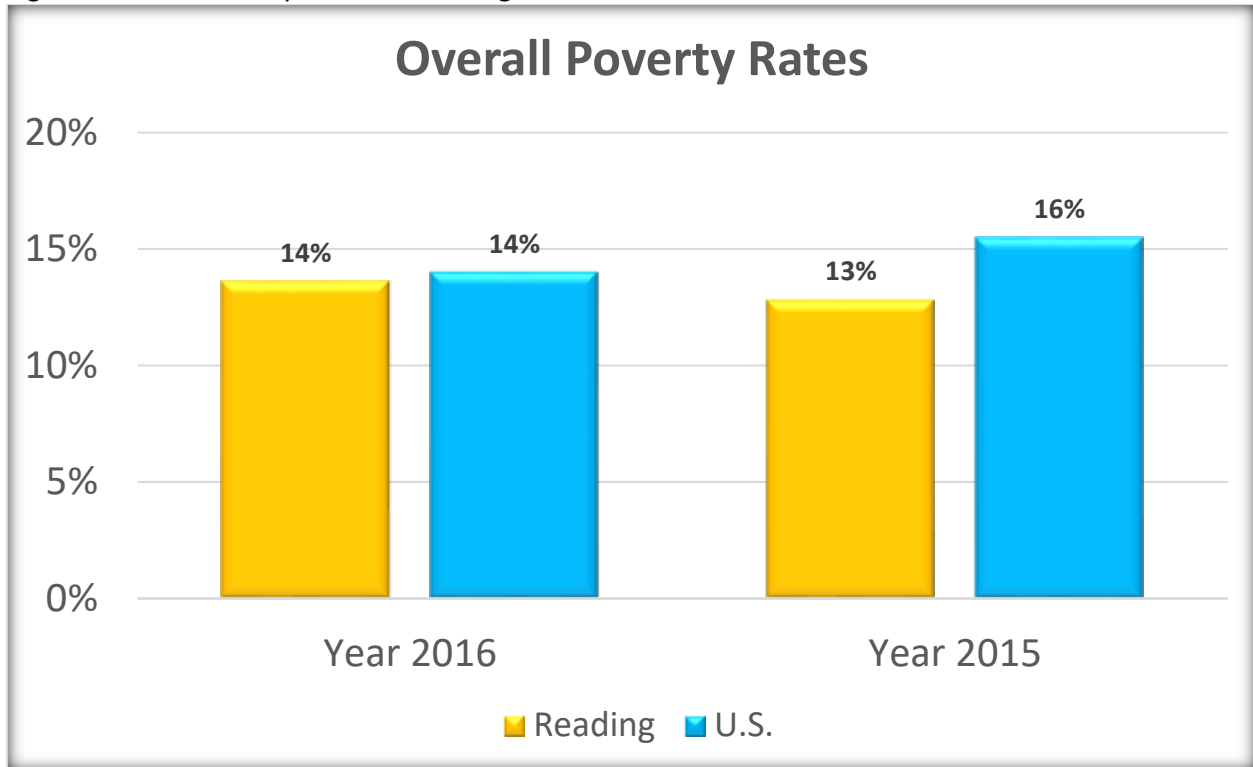
Figure 5-Median Income in Reading and U.S.



Yearly Overall Rates of Poverty

The poverty rate in 2016 for the U.S. is at 14%, which is a slight decrease from the poverty rate of 15.5% in 2015. The poverty rate in Reading in 2016 is at 14%, which is a slight increase from the 13% poverty rate for Reading in 2015.

Figure 6-Overall Poverty Rates for Reading and U.S. in 2016 and 2015



THIS PAGE INTENTIONALLY LEFT BLANK

If you would like more information on Reading poverty, please contact Dr. Alex Redcay at alexandra.Redcay@millersville.edu or http://www.millersville.edu/socialwork/faculty/alex_redcay.php

Sources:

Data obtained from the U.S. Census Bureau 2016 American Community Survey 1-Year Estimates for Reading, United States, and Pennsylvania

The Department of Social Work in the School of Urban Affairs and Public Policy at the University of Memphis is dedicated to understanding poverty and its causes through research and engaged scholarship. Our purpose is to identify the most effective ways to eliminate poverty and promote social and economic development for our region.

The mission of the Benjamin L. Hooks Institute for Social Change is to promote civil rights and social change, primarily through teaching, research, innovative campaigns, and community engagement