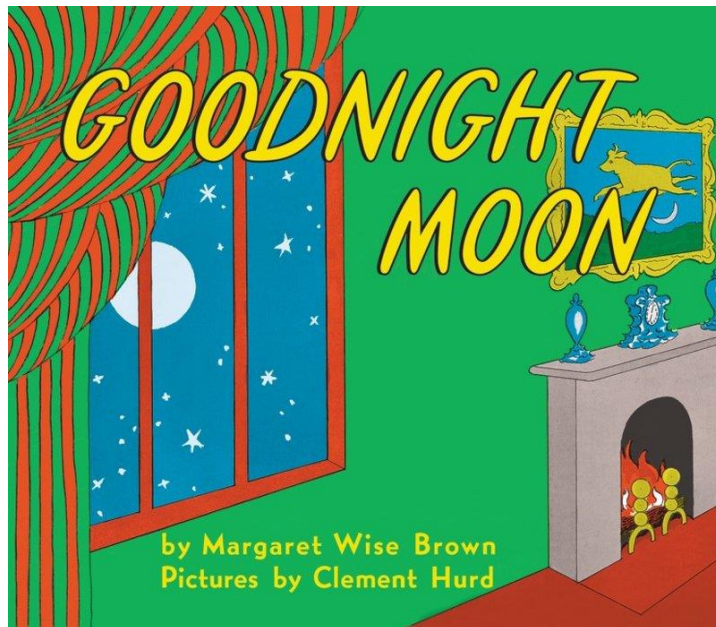




Goodnight Moon


By Margaret Wise Brown

Goodnight moon takes place one wintery night in a rabbit's bedroom as he completes his bedtime routine of naming and saying, "goodnight" to all items within sight. The book is illustrated in vivid color and detail, which creates an inviting, familiar space. Goodnight Moon can be utilized to set and reinforce a bedtime routine and provides an opportunity to celebrate students' difference using a common theme of a book their parents read at home.



Video: https://www.youtube.com/watch?v=9yu_g5x3ZoQ





Reading the Story

Tips for Reading:


Use a calm, soft tone.

When introducing the book, ask the children what they think the book is about.

Ask, "What is the time of day? What is the location? How do you know?"

Ask the children about their bedtime routines.

Ask the children what helps them sleep.



Activities


Circle Time: Bedtime Routines

Bring the children to the carpet and have them sit in a circle, in order to create a quiet, intimate setting. Use a soft voice to represent bedtime as a quiet, calm time and discuss how we use our “bedtime voices.” Use the tips for reading outlined above.

At the end of the story talk about bedtime routines and have the students give examples of what they do to get ready for bed. Reinforce independent behaviors by asking students to provide steps for each activity, i.e. bathing (fill the tub, check the water temperature, add bubbles, wash my face, wash my body, etc.), brushing teeth, changing into pajamas. When the students identify routines that are different or in a different order, celebrate the differences and emphasize how we may have different ways to complete the tasks: what is important is completing the task! This is a simple opportunity to teach tolerance.

Movement/Art Activity: Telling Time

Bring the children’s attention to the clock in Goodnight Moon and how the time changes by 10 minutes on each page. Have the students try to create the time by standing and using their arms and body to create the time on the page; students can also work in pairs. Next, assist students with creating the time on their Judy clock (see materials) and call their attention to the small and big number. Have the students identify the numbers. Repeat these steps as you flip the pages and identify that the time on the clock changes each time. As students learn to tell time, have students identify what time it is on the pages as you go through the book. As students learn, you can even ask them to identify the time on the page when you are engaged in other Goodnight Moon activities!



Art Activity: Paper Moon Phases

Print out and laminate the picture of the moon phases below for each child. Talk about the different moon phases (full, crescent, half, gibbous). Assist children with drawing, coloring, and cutting out the four shapes reviewed. Allow students to pick their favorite color of construction paper for the background to their moon phases. Point out the variety of choices and take this time, again, to celebrate differences. Discuss how there is no “better” or “bad” choice; they are all equal! Next, have your students glue their moon phases to their colored paper and assist them with identifying and writing the phase next to the respective moon. If the moon is visible, walk your students outside or find the moon from a window. Have the students identify what phase the moon appears to be at that time (or closest phase).



Materials and Handouts

Classroom set of Judy Clocks

https://www.amazon.com/Judy-Plastic-Clock-Class-Pack/dp/0768218489/ref=sr_1_5?ie=UTF8&qid=1501803895&sr=8-5&keywords=judy+clock



Art Materials

Construction Paper- variety of colors

White paper

Crayons

Scissors

Glue Sticks

Moon Shapes



Crescent



Half Moon



Gibbous



Full Moon

PHASES OF THE MOON



NEW MOON



WAXING
CRESCENT



FIRST
QUARTER



WAXING
GIBBOUS



FULL MOON



WANING
GIBBOUS



LAST
QUARTER



WANING
CRESCENT

References:

<http://csefel.vanderbilt.edu/resources/family.html>

<http://www.delightfullearning.net/2010/04/good-night-moon.html>

<http://www.harpercollinschildrens.com/Kids/GamesAndContests/Printables.aspx>

<http://www.homeschoolcreations.net/goodnight-moon-unit-preschool-corner/>

<http://www.hubbardscupboard.org/goodnight-moon/>

<http://livingmontessorinow.com/goodnight-moon-resources-and-activities/>

http://www.thirteen.org/readytolearn/13_ThemeArchive/social/bedtime.pdf