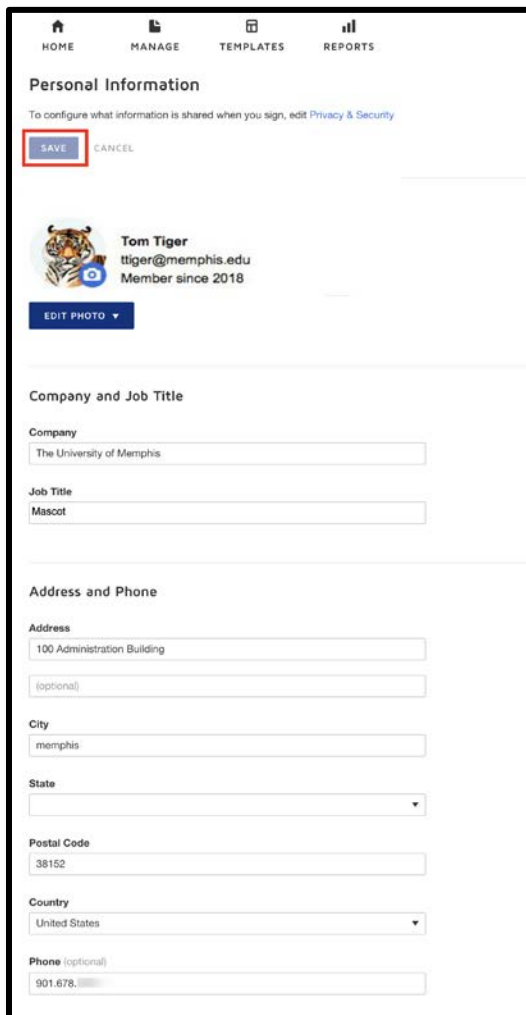


Editing Personal Information in DocuSign

1. Under My Document ID, click **Edit**.



2. From here you can add Personal Information. Enter information and click **Save**.




HOME MANAGE TEMPLATES REPORTS

Personal Information

To configure what information is shared when you sign, edit [Privacy & Security](#)

SAVE CANCEL

 **Tom Tiger**
ttiger@memphis.edu
Member since 2018

EDIT PHOTO

Company and Job Title

Company
The University of Memphis

Job Title
Mascot

Address and Phone

Address
100 Administration Building

(optional)

City
memphis

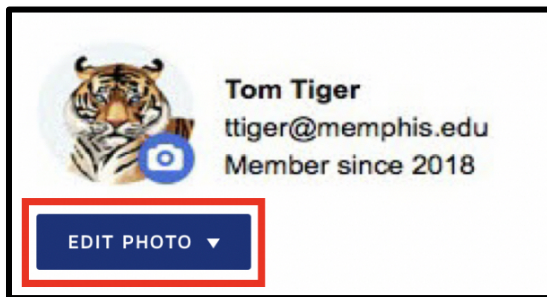
State

Postal Code
38152

Country
United States

Phone (optional)
901.678.

3. You can also edit your photo from here. To edit your photo, click **Edit Photo**.



4. Drag and Drop or browse your computer to find a photo to add. Click **Done**.

