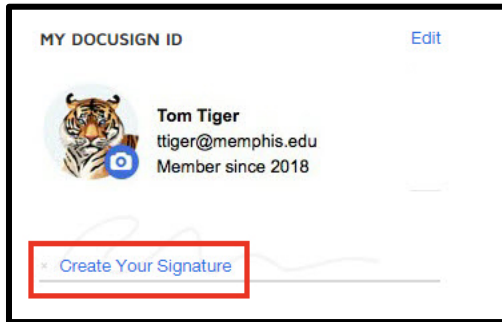


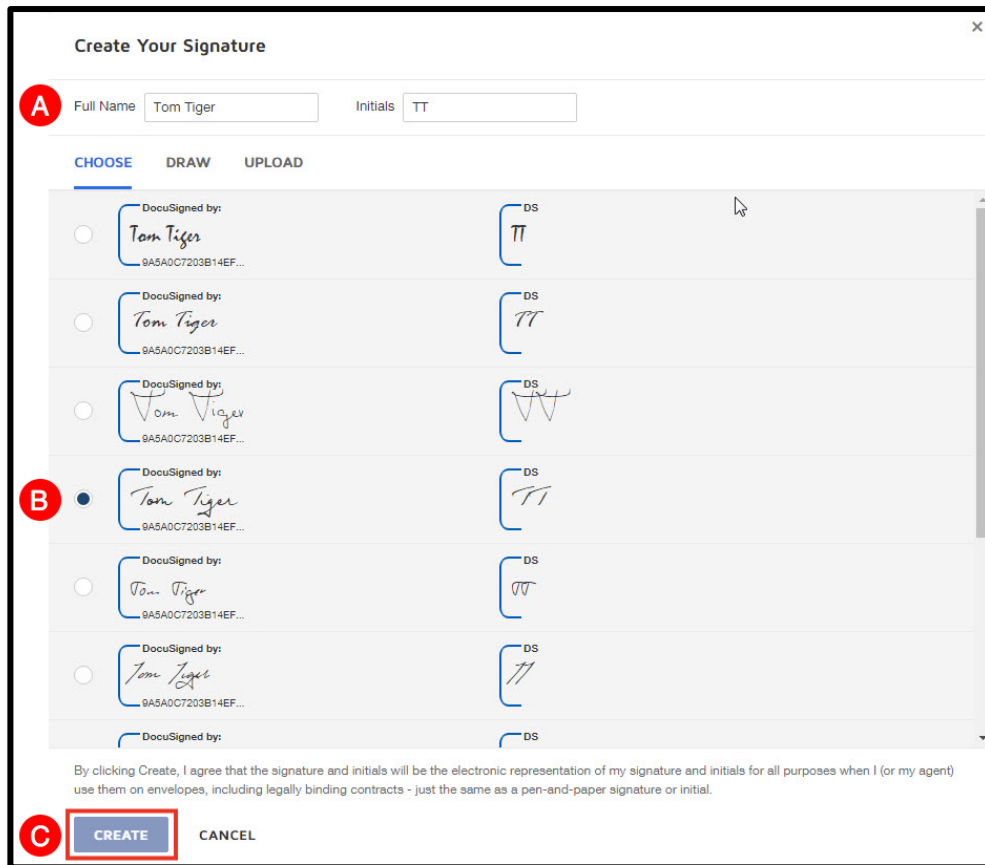
Creating a Signature

Method 1 - Choose Graphical Signature

1. Under My DocuSign ID, click on Create Your Signature.



2. A) Enter your Name and Initials.
B) Choose from the graphical built-in signatures and initials
C) Click Create.



Create Your Signature

A Full Name Initials

CHOOSE **DRAW** **UPLOAD**

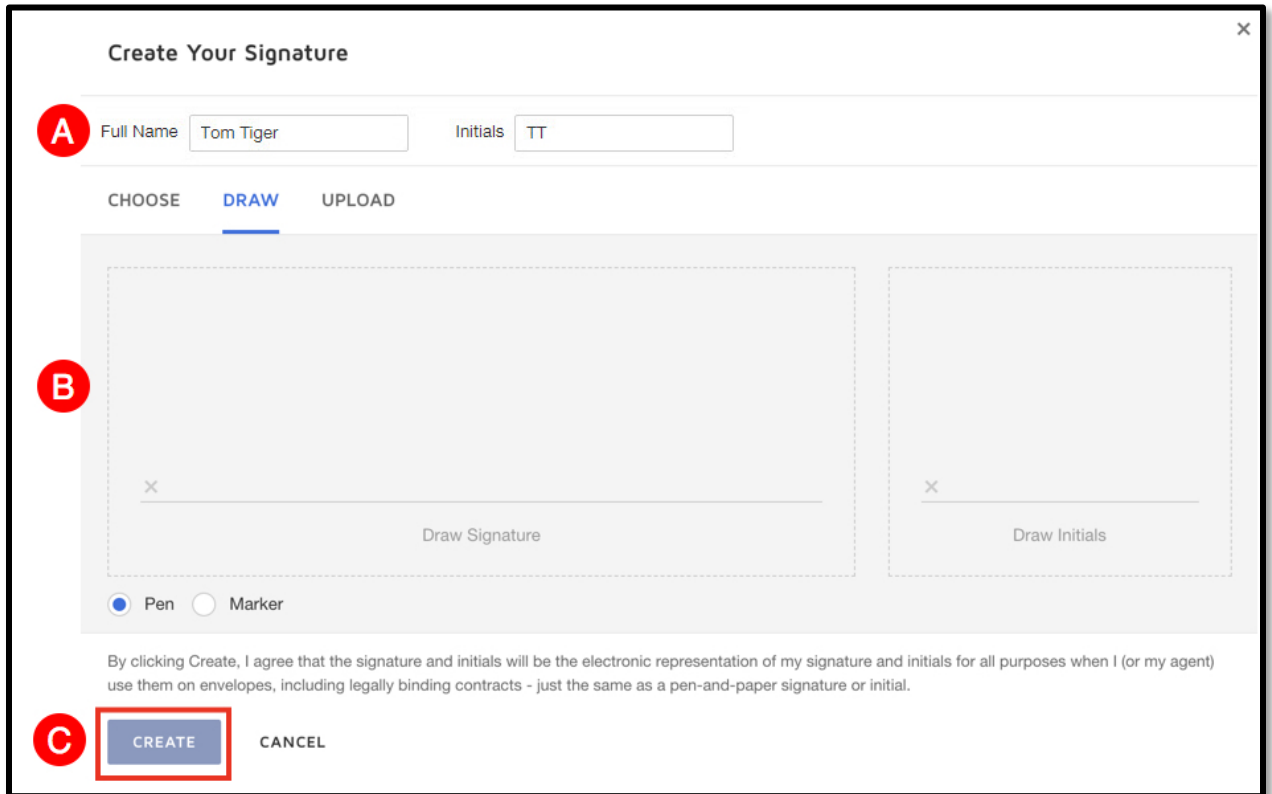
DocuSigned by:	DS
<input type="radio"/> Tom Tiger 9A5A0C7203B14EF...	TT
<input type="radio"/> Tom Tiger 9A5A0C7203B14EF...	TT
<input type="radio"/> Tom Tiger 9A5A0C7203B14EF...	TT
<input checked="" type="radio"/> Tom Tiger 9A5A0C7203B14EF...	TT
<input type="radio"/> Tom Tiger 9A5A0C7203B14EF...	TT
<input type="radio"/> Tom Tiger 9A5A0C7203B14EF...	TT
<input type="radio"/> DocuSigned by:	DS

By clicking Create, I agree that the signature and initials will be the electronic representation of my signature and initials for all purposes when I (or my agent) use them on envelopes, including legally binding contracts - just the same as a pen-and-paper signature or initial.

C

Method 2 - Choose Draw Signature

- A) Enter your name and initials.
- B) Draw your signature and initials on the lines.
Note: It is best to do this with a stylus if possible.
- C) Click Create.



Create Your Signature [X]

A Full Name Initials

CHOOSE **DRAW** UPLOAD

B

Draw Signature

Draw Initials

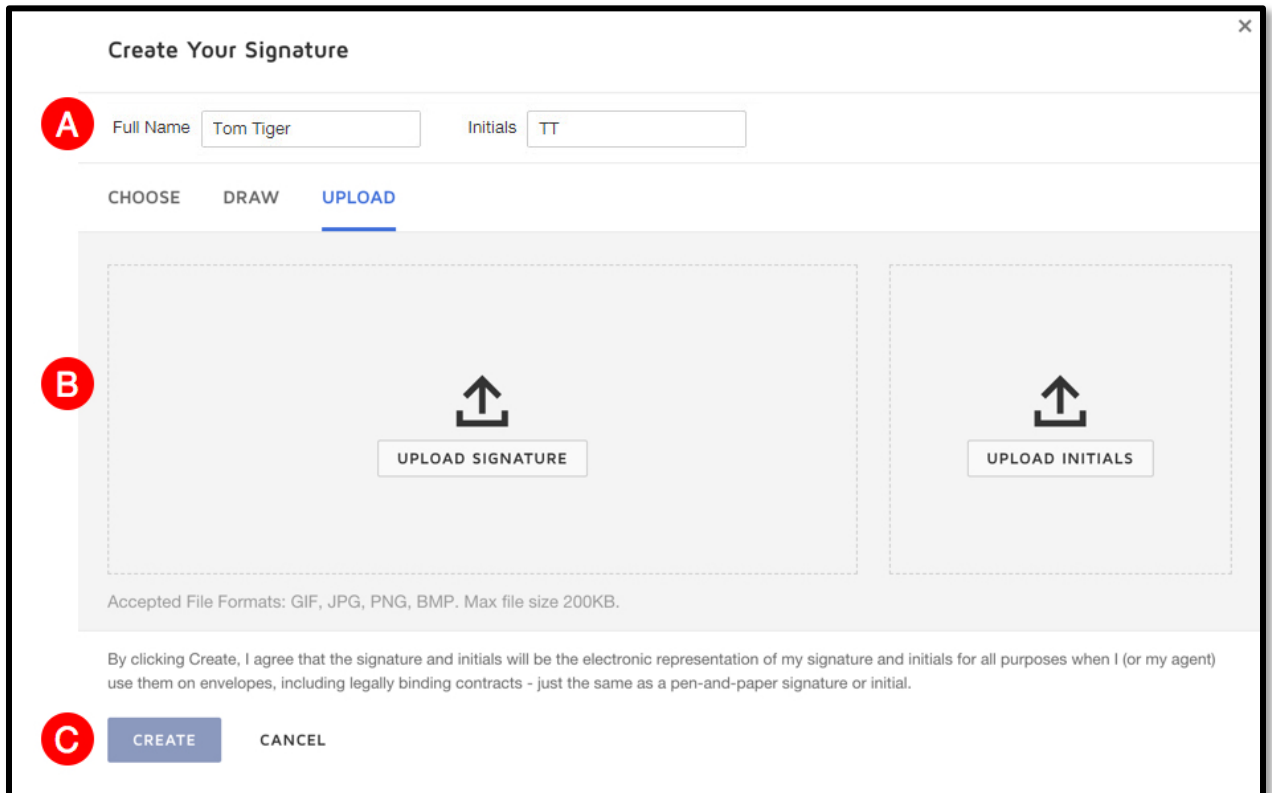
Pen Marker

By clicking Create, I agree that the signature and initials will be the electronic representation of my signature and initials for all purposes when I (or my agent) use them on envelopes, including legally binding contracts - just the same as a pen-and-paper signature or initial.

C CANCEL

Method 3 - Scan in your own Signature

1. Scan in your own signature and initial, save as a jpeg.
2. A) Enter your name and initials.
B) Upload your signature and initials
C) Click Create.



Create Your Signature [X]

A Full Name Initials

CHOOSE DRAW **UPLOAD**

B

UPLOAD SIGNATURE

UPLOAD INITIALS

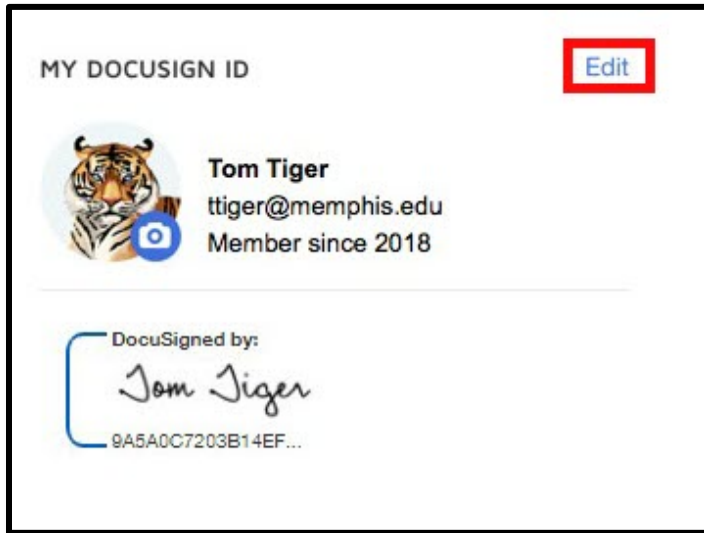
Accepted File Formats: GIF, JPG, PNG, BMP. Max file size 200KB.

By clicking Create, I agree that the signature and initials will be the electronic representation of my signature and initials for all purposes when I (or my agent) use them on envelopes, including legally binding contracts - just the same as a pen-and-paper signature or initial.

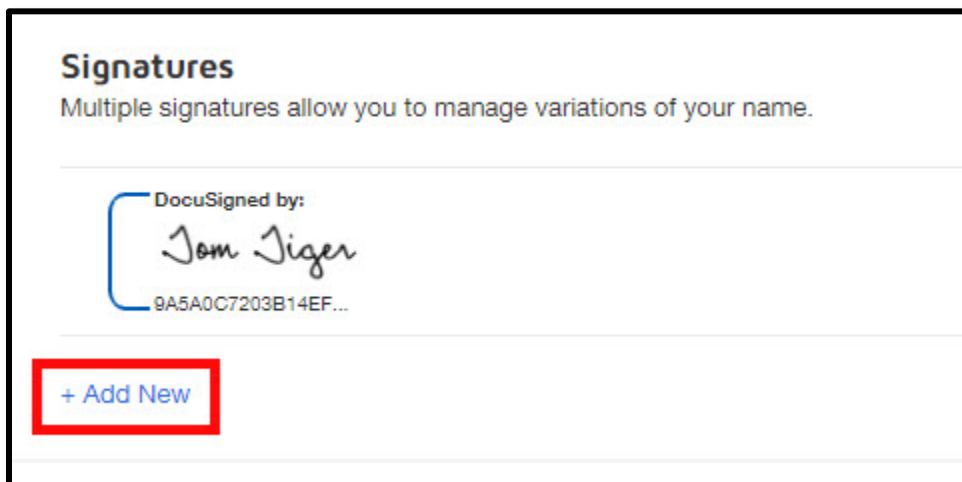
C CREATE CANCEL

Creating Multiple Signatures

1. To create multiple signatures, click **Edit** beside My DocuSign ID.



2. At the bottom of the page, click **+ Add New**.



3. Repeat steps from Methods 1, 2, or 3.