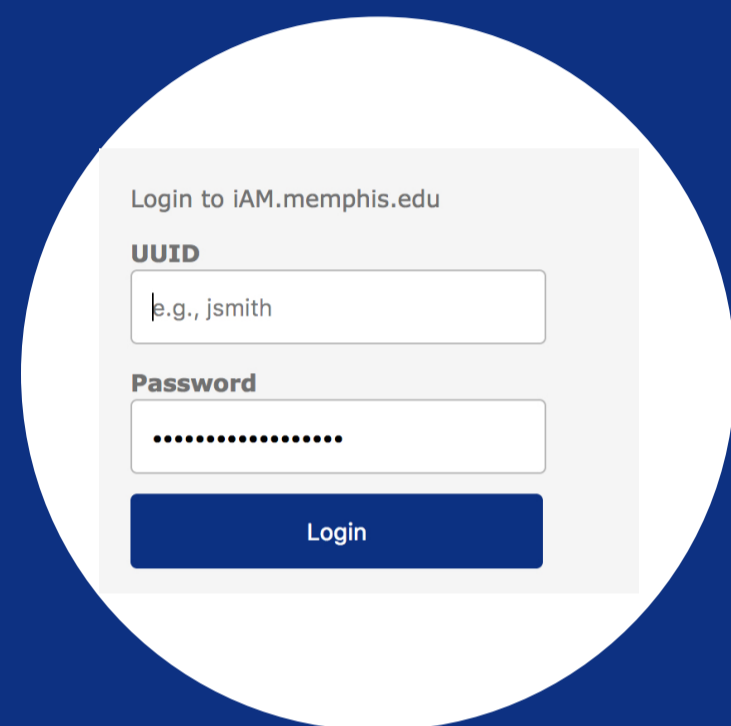


Disabling a Device in Duo

How to remove a device in Duo




Log into **iAm**
<https://iam.memphis.edu>



Click on
Duo Account Security



Choose the type
of device to delete,
then click **Delete**




Click **OK**

Note: If you cannot log into iAm, you will need to contact the Service Desk for assistance.

**You've
deleted the
device !**

[For more detailed instructions,
please see our DUO page.](#)



Information
Technology Services