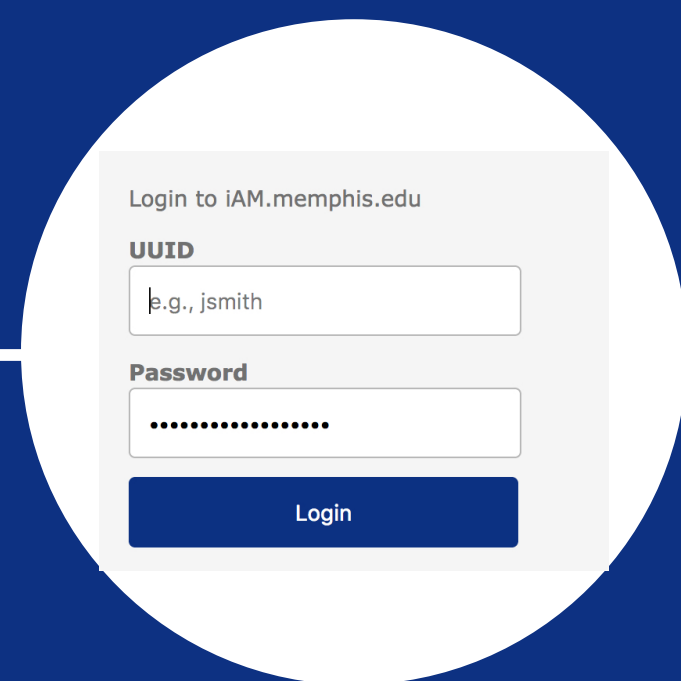


Using Duo Mobile App

Duo Mobile

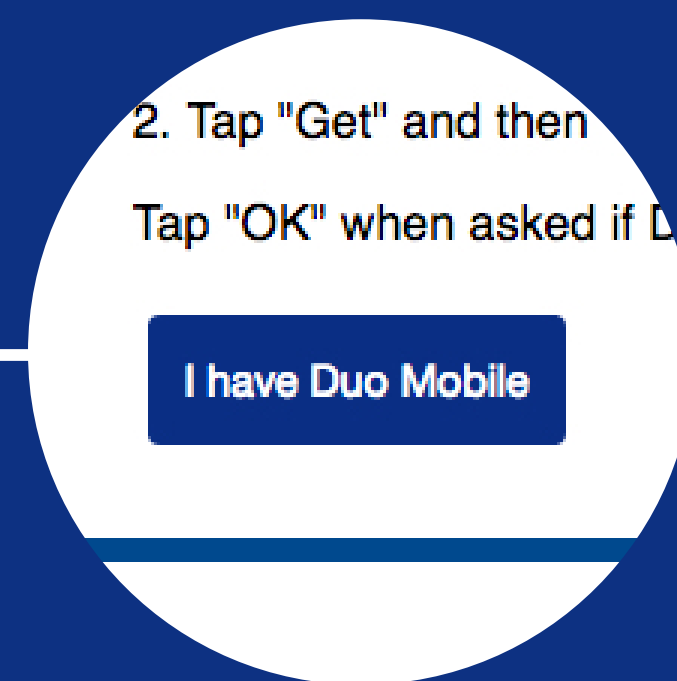


Download & install Duo Mobile App on Phone or tablet from Google Play Store or Apple Store.



Log into
<https://iam.memphis.edu>

Note: If you cannot log into iAm, you will need to contact the Service Desk for assistance.



Tap **I have Duo Mobile**




Launch Duo App. Tap the **+ button on IOS** or **Add Account** for Android or tablet then scan QR code

Once the bar code has been scanned, you are ready to use Duo Account Security.

[For more detailed instructions, please see our DUO Page.](#)

You're Connected!



Information
Technology Services