

# Enabling a Mobile Phone to Use Duo

## Adding a Mobile Phone in Duo



Log into **iAm**  
<https://iam.memphis.edu>

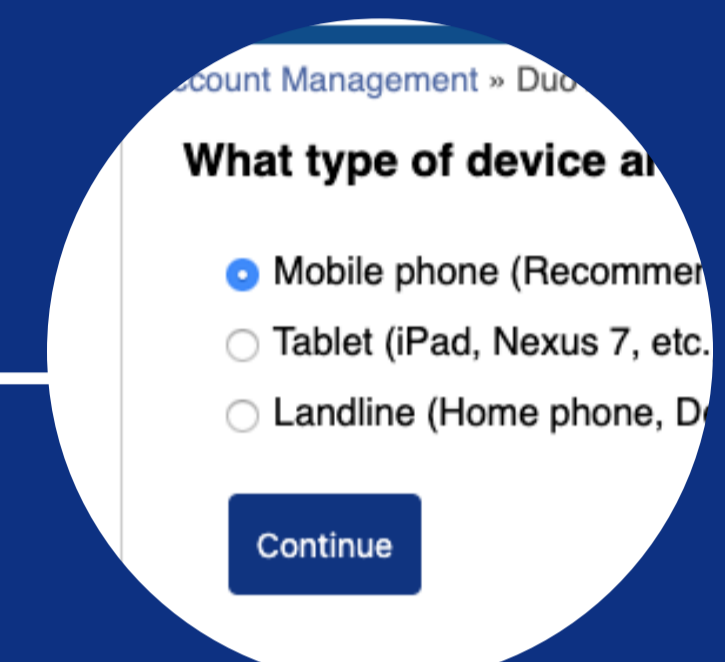
**Note:** If you cannot log into iAm, you will need to contact the Service Desk for assistance.

**Duo Account Security**  
Protect your account with D

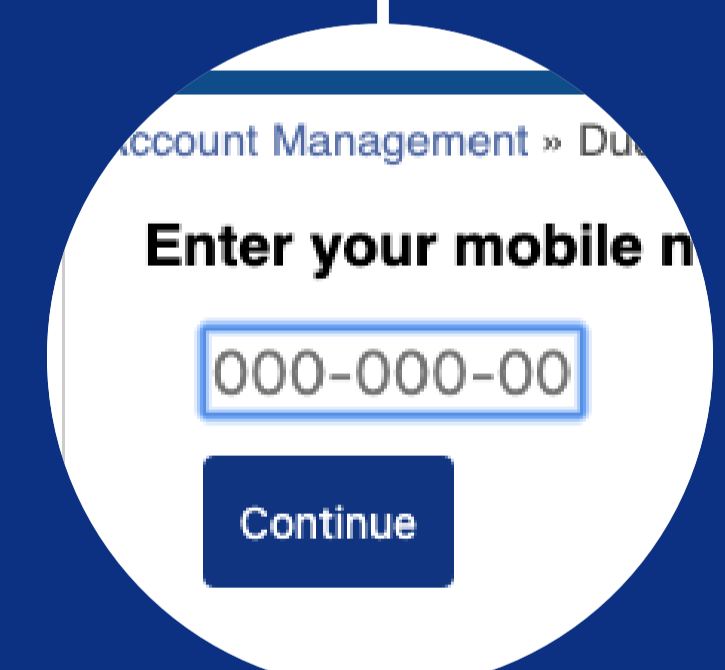
Click on  
**Duo Account Security**

**Add New Device**

Choose the type of device to add, then click **Continue**




Choose **Mobile Phone**



Enter your mobile number, then click **Continue**

**You're Connected!**

[For more detailed instructions, please see our DUO Page.](#)



Information  
Technology Services