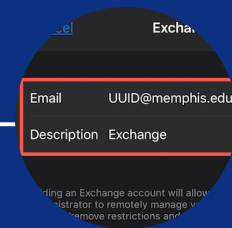



# Adding UofM Mail to iOS



Go to **Settings > Passwords & Accounts > Add Account**.  
Select the option for **Microsoft Exchange**.



**Enter email:**  
UUID@memphis.edu  
**and then tap Next.**



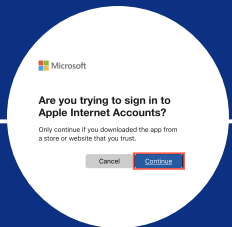
sign into your Exchange account, tap **Sign In**.




Enter your UUID and password and click **Login**.



Select the method of authentication using Duo.



Click **Continue** at the Microsoft login screen.



Click **Save**.

**You've connected your email!**

**For further more detailed instructions see our documentation.**



Information  
Technology Services