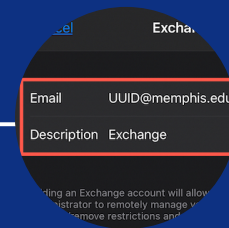



Adding UofM Mail to iOS



Go to **Settings > Passwords & Accounts > Add Account**.
Select the option for **Microsoft Exchange**.



Enter email:
UUID@memphis.edu
and then tap **Next**.



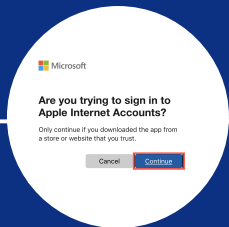
sign into your Exchange account, tap **Sign In**.




Enter your UUID and password and click **Login**.



Select the method of authentication using Duo.



Click **Continue** at the Microsoft login screen.



Click **Save**.

You've connected your email!

For further more detailed instructions see our documentation.