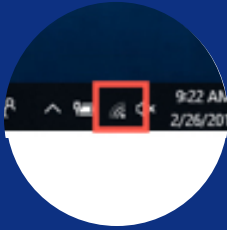



Forgetting Network - Windows OS



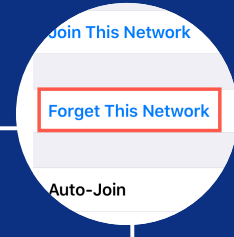
Open the Settings by clicking (or tapping, if you have a touchscreen) on its shortcut from the Start Menu.



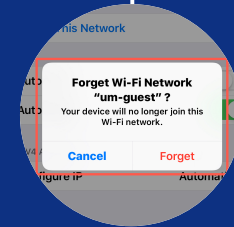
Click on Wi-Fi.



Click on the "i" icon.



Click Forget This Network.



Click Forget.

For further more detailed instructions see our documentation.

You've forgotten your network!