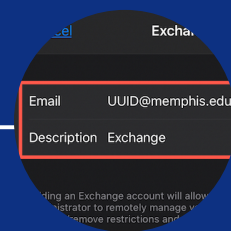


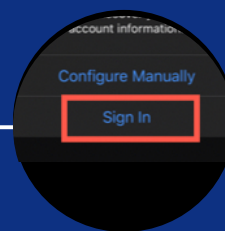
Forgetting UM Mail on iOS



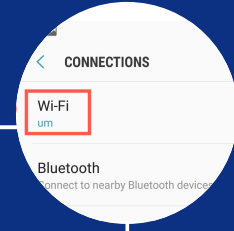
Go to **Settings > Passwords & Accounts > Add Account**. Select the option for **Microsoft Exchange**.




Enter email: **UUID@memphis.edu** and then tap **Next**.



sign into your Exchange account, tap **Sign In**.



Make sure that your **Wi-Fi** is turned on. Click or tap **Wi-Fi**.



From the list of available networks, click or tap the network to forget.



Click and hold the network to forget.



Click or tap **Forget Network**.

You've forgotten your network!

For further more detailed instructions see our documentation.



Information
Technology Services