

Starting a Meeting

using
zoom

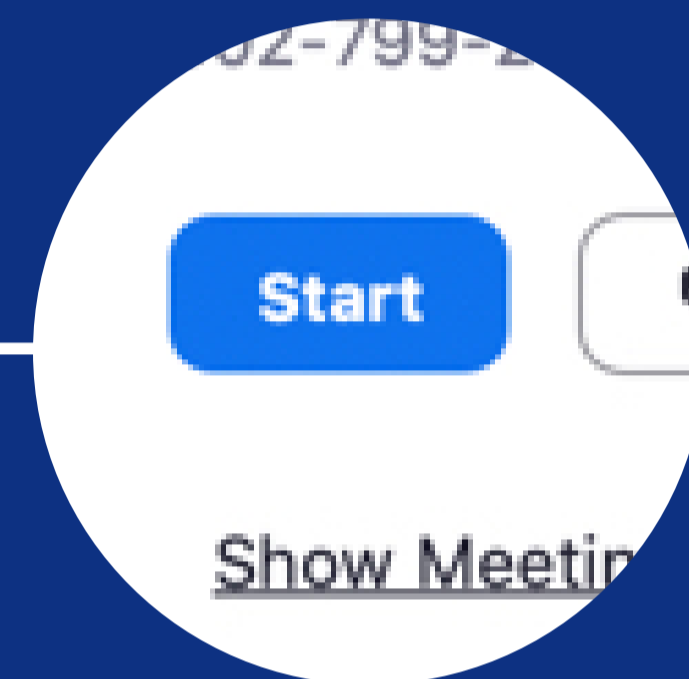
Enterprise video conferencing with real-time messaging and content sharing.



**Sign into Zoom
memphis.zoom.us
Click Host**



**Log in with
your UofM
UUID**

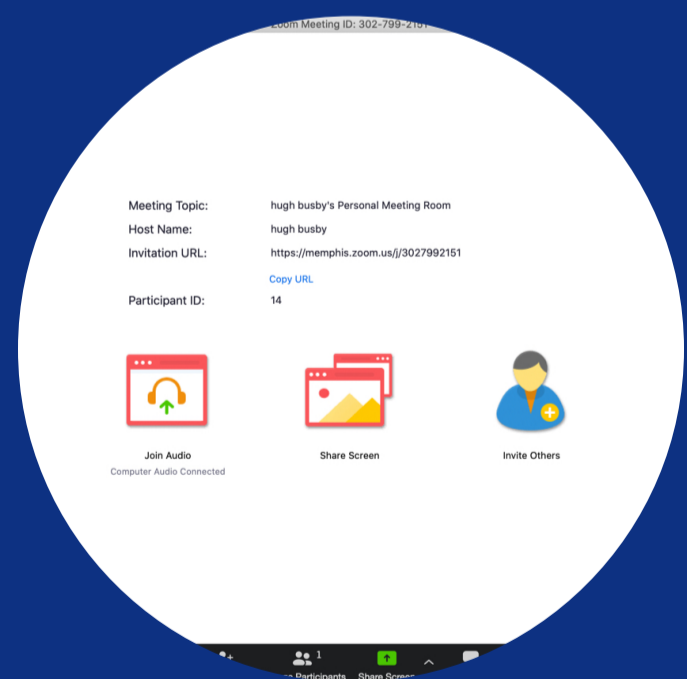


**Select the
meeting from
the list,
click Start.**


Note: You may have to select "Meetings" from the left menu before your meetings appear



**Select how
you will join
the meeting
via audio
and video.**



You may need to download the Zoom meeting client
You have now started a meeting in Zoom.



Information
Technology Services