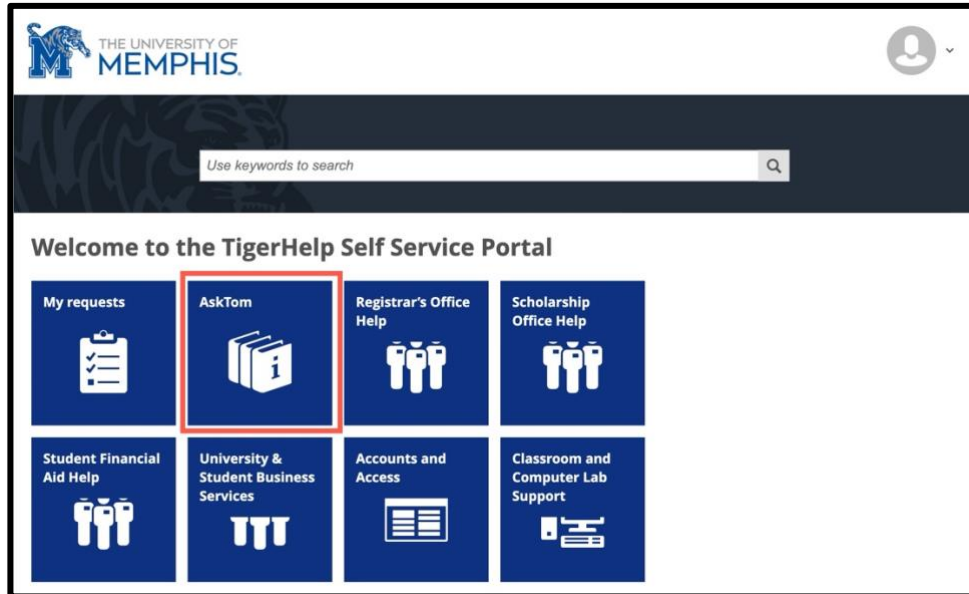
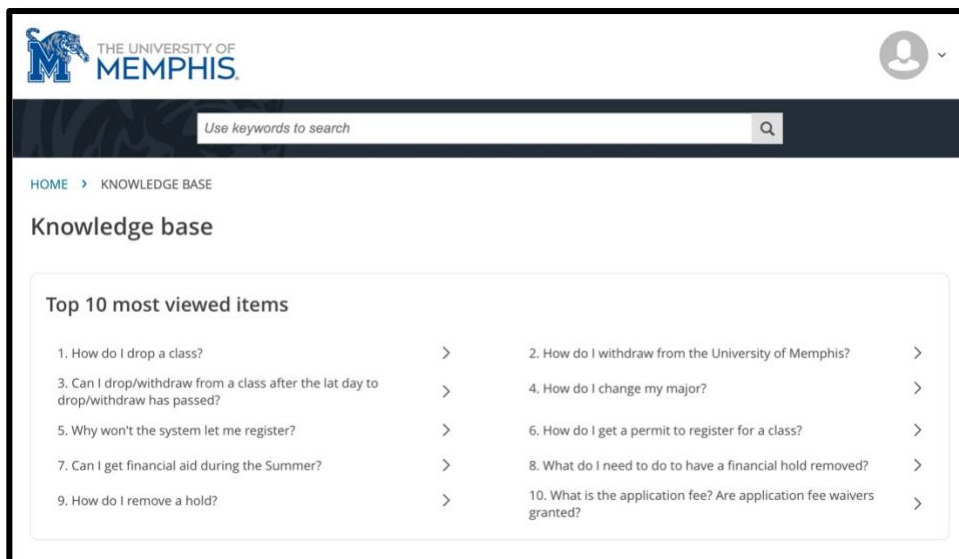


AskTom

1. Click on the **AskTom** tile to search the knowledge base for Articles.



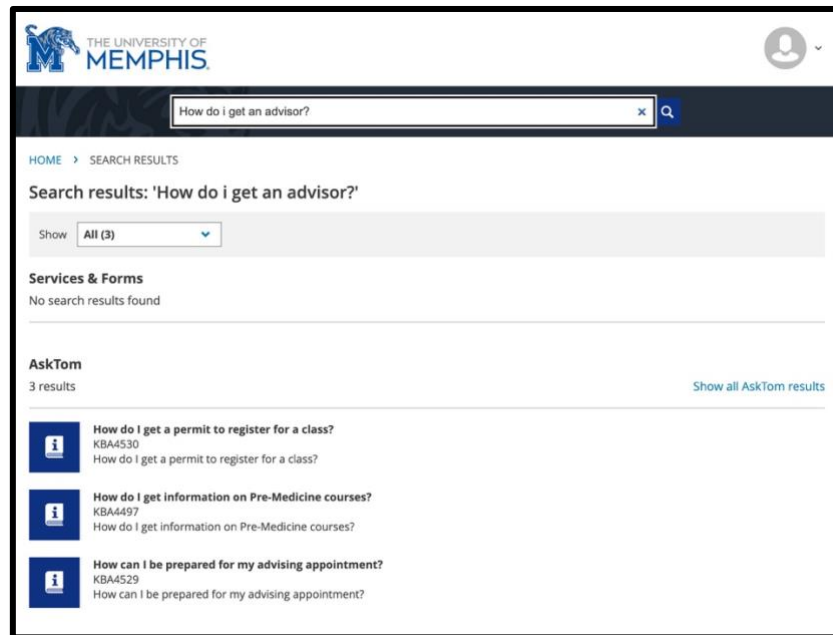
At the top of the work area, you will see “Top 10 Most Viewed Items” (AskTom articles).



Below and to the left of the Top 10 Most Viewed Items are the **AskTom Categories**.

<u>AskTOM</u>	
Academics >	Admissions >
Advising >	Alumni >
CCFA >	Financial Aid >
General >	Law >
Libraries >	Marketing >
Registrar >	Residence Life >
Student Affairs >	Technology >
University & Student Business Services >	

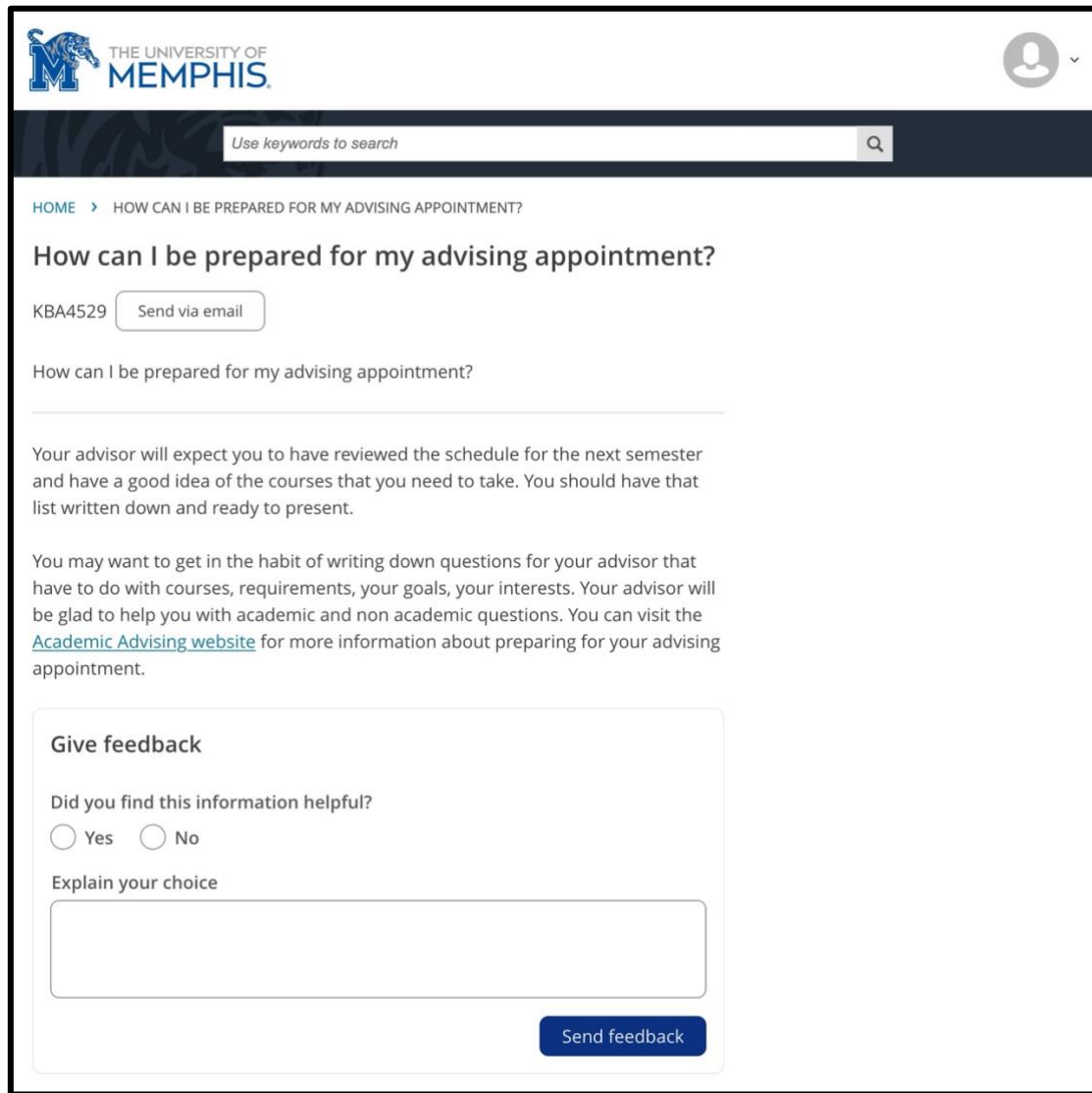
2. You can search each category or type a question for AskTom. When a question is typed, the AskTom Articles will appear as a list in the window and will be available from the clickable **link(s)**. Click on the article to view the AskTom answer.



The screenshot shows the AskTom search results page. At the top, there is a search bar with the query "How do i get an advisor?". Below the search bar, the page displays "Search results: 'How do i get an advisor?'" and a "Show All (3)" dropdown menu. Under the "Services & Forms" section, it states "No search results found". The "AskTom" section shows "3 results" and a link to "Show all AskTom results". The results are listed as follows:

- How do I get a permit to register for a class?**
KBA4530
How do I get a permit to register for a class?
- How do I get information on Pre-Medicine courses?**
KBA4497
How do I get information on Pre-Medicine courses?
- How can I be prepared for my advising appointment?**
KBA4529
How can I be prepared for my advising appointment?

Click on the AskTom knowledge base article to view full answer.



THE UNIVERSITY OF
MEMPHIS

Use keywords to search

HOME > HOW CAN I BE PREPARED FOR MY ADVISING APPOINTMENT?

How can I be prepared for my advising appointment?

KBA4529 [Send via email](#)

How can I be prepared for my advising appointment?

Your advisor will expect you to have reviewed the schedule for the next semester and have a good idea of the courses that you need to take. You should have that list written down and ready to present.

You may want to get in the habit of writing down questions for your advisor that have to do with courses, requirements, your goals, your interests. Your advisor will be glad to help you with academic and non academic questions. You can visit the [Academic Advising website](#) for more information about preparing for your advising appointment.

Give feedback

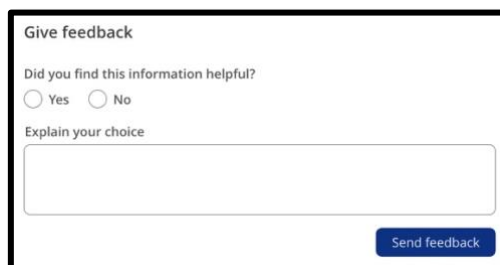
Did you find this information helpful?

Yes No

Explain your choice

[Send feedback](#)

At the bottom of the AskTom answer is the question, “Was this information useful to you?” You can answer Yes or No.



Give feedback

Did you find this information helpful?

Yes No

Explain your choice

[Send feedback](#)

Once you have clicked Yes or No, a message will appear thanking you for your feedback.



Thank you for your feedback.

To return to the home screen, click the **Home** link.

