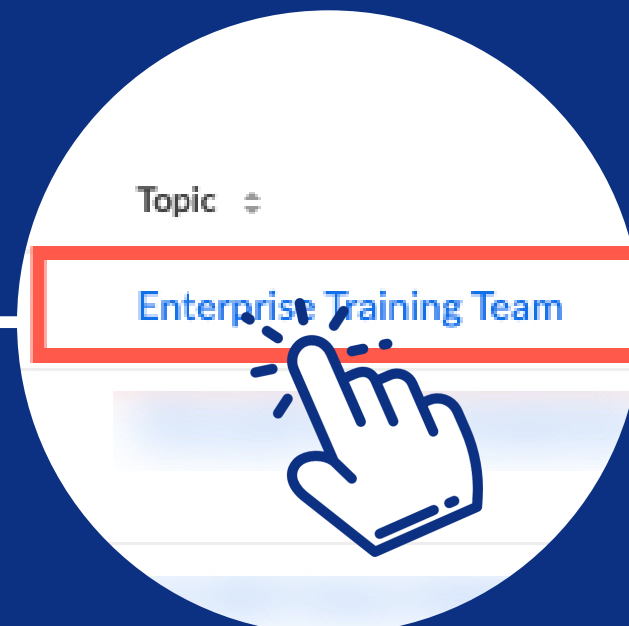


# Enabling the Waiting Room for a Zoom Meeting



Sign into Zoom  
Web Version.  
<https://memphis.zoom.us/>



Select your  
meeting.



From the lower  
right portion of  
window, select  
**Edit this Meeting.**



Select the  
checkbox beside  
**Waiting Room**  
to enable  
**Waiting Room.**



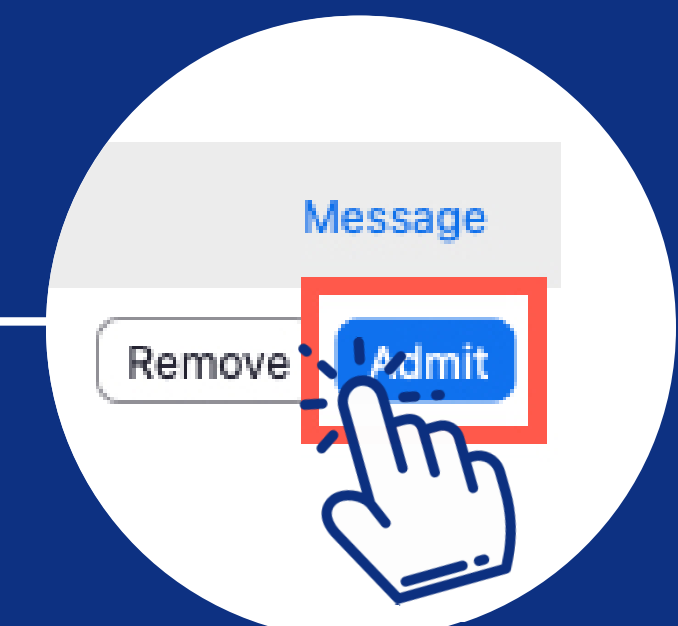
Click **Save**

You have  
successfully  
enabled the  
**Waiting Room**  
your meeting.


**To allow people into meeting:**



Find your  
meeting,  
click **Start.**



Open **Participants**  
window,  
click **Allow**



Information  
Technology Services