

TurnItIn

Academic Integrity Software

Center for Teaching and Learning (CTL)

100 Administration Bldg., Memphis, TN 38152

Phone: 901.678.8888

Email: itstrainers@memphis.edu

[Center for Teaching and Learning Website](#)

8/6/2020

Brought to you by:
umTech & The Center for Teaching & Learning

Table of Contents

What is TurnItIn?	3
Getting Started	3
Gain Access to TurnItIn	3
Enabling TurnItIn for an eCourseware Dropbox	4
Faculty Legal Advisory Statement.....	6
Service Desk Request	7
Submitting a Ticket.....	7
Call the ITS Service Desk (901.678.8888) any day of the week!	7
Important Links	7

Purpose

This documentation highlights features of TurnItIn, the purpose, instructive videos, how to enable TurnItIn in eCourseware, and the Faculty Legal Advisory Statement.

Audience

This documentation is designed for University faculty who will be using TurnItIn.

TurnItIn: Academic Integrity Software

What is TurnItIn?

“Recognized worldwide as the standard in online plagiarism prevention, TurnItIn helps educators and students take full advantage of the internet's educational potential. Used by thousands of institutions in over fifty countries, TurnItIn's products promote originality in student work, improve student writing and research skills, encourage collaborative learning, and save valuable instructor time.”

What is the tool good for?

The University of Memphis has secured a site license for faculty to use TurnItIn to maintain the high-level of academic integrity that is reflected by the institution. Faculty can request licensing information, instructions and additional information by filling in the request linked below.

Getting Started

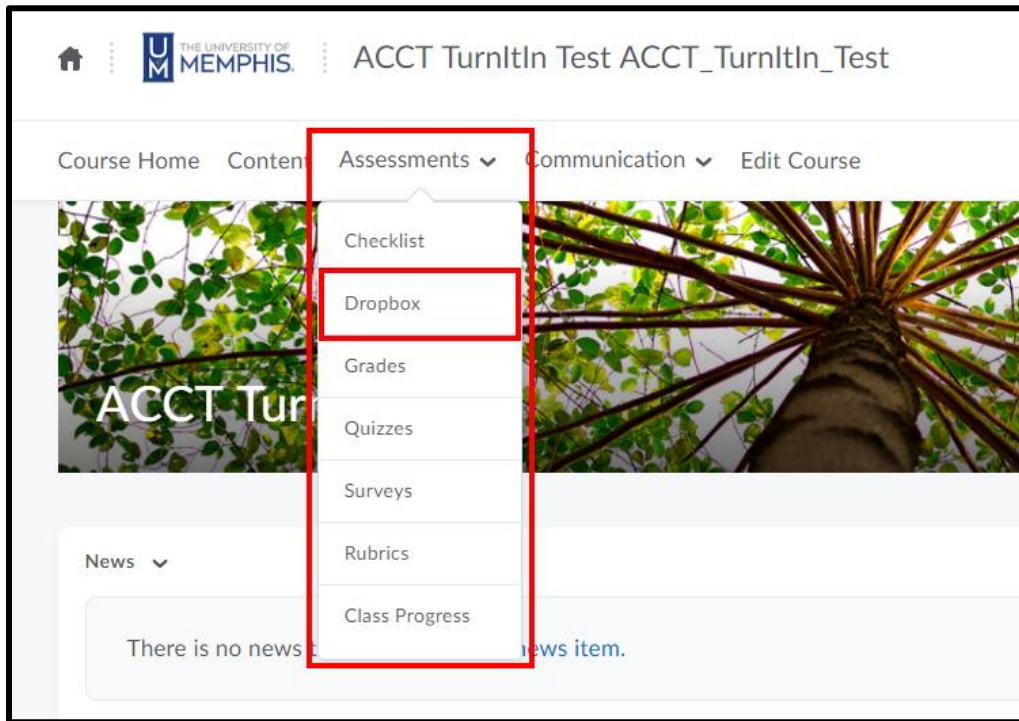
Before accessing TurnItIn, you should read the [Getting Started Guide](#). By following the access link, you are confirming that you have reviewed the getting started and agree to abide by the principles set forth.

Gain Access to TurnItIn

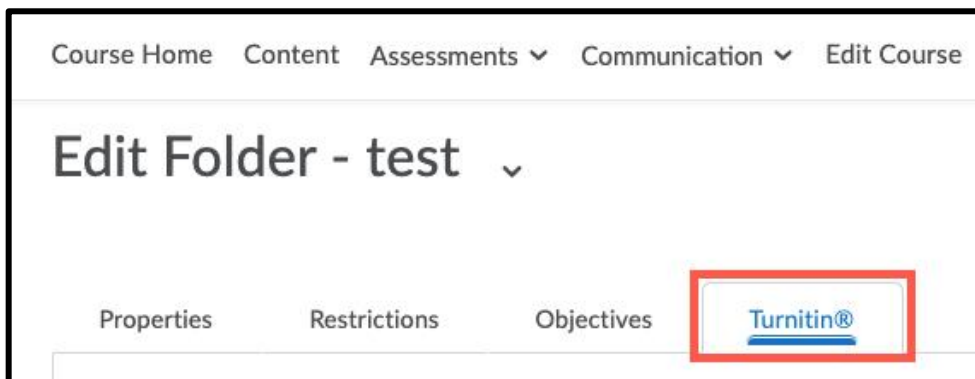
If you need additional assistance or want more information about requesting a license, please submit an [online help request form here](#).

Enabling TurnItIn for an eCourseware Dropbox

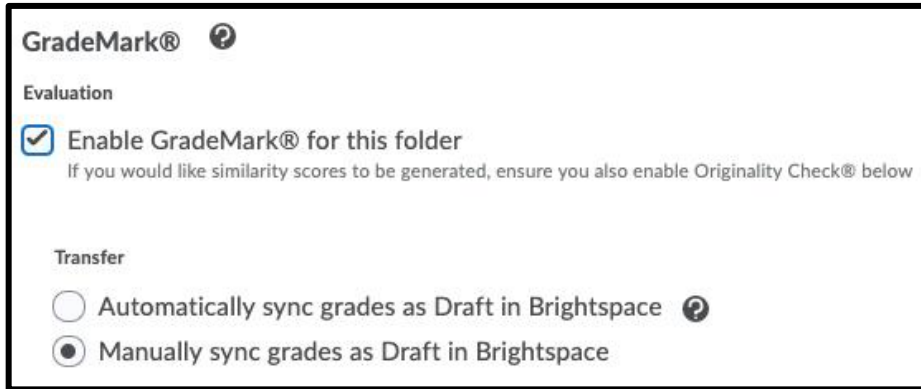
1. Log into [eCourseware](#) using your University credentials. Choose the course you want to edit. From the Assessments dropdown menu, select Dropbox.



2. Enable TurnItIn when editing or creating a Dropbox folder by selecting the TurnItIn® tab.



3. You will be given the option to enable **GradeMark®**. There is also an option to allow TurnItIn to automatically enter your grades into Brightspace or you can enter them manually.



GradeMark® ?

Evaluation

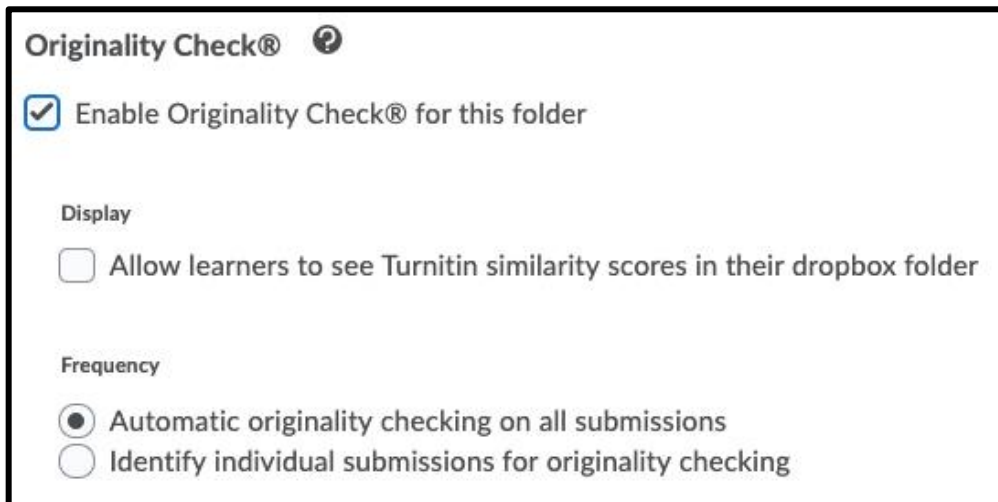
☒ Enable GradeMark® for this folder
If you would like similarity scores to be generated, ensure you also enable Originality Check® below

Transfer

☐ Automatically sync grades as Draft in Brightspace ?

☒ Manually sync grades as Draft in Brightspace

4. You will also have the option to enable **Originality Check®**. There is also an option to allow students to see their TurnItIn similarity scores in their dropbox folder with their grades. You may also choose to have TurnItIn to automatically check similarity or to manually identify students' submissions for Originality Check®.



Originality Check® ?

☒ Enable Originality Check® for this folder

Display

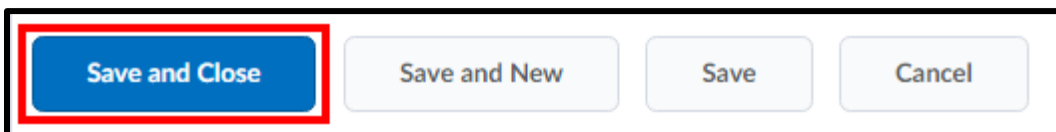
☐ Allow learners to see Turnitin similarity scores in their dropbox folder

Frequency

☒ Automatic originality checking on all submissions

☐ Identify individual submissions for originality checking

5. When you have completed your settings, click **Save and Close**.



Save and Close Save and New Save Cancel

Faculty Legal Advisory Statement

Faculty may include the following statement about using TurnItIn provided by the Office of Legal Counsel in their syllabus for students. If you have any questions about this statement please contact the [Office of Legal Counsel](#) or the [Center for Teaching and Learning](#).

“Your written work may be submitted to Turnitin.com, or a similar electronic detection method, for an evaluation of the originality of your ideas and proper use and attribution of sources. As part of this process, you may be required to submit electronic as well as hard copies of your written work, or be given other instructions to follow. By taking this course, you agree that all assignments may undergo this review process and that the assignment may be included as a source document in Turnitin.com's restricted access database solely for detecting plagiarism in such documents. Any assignment not submitted according to the procedures given by the instructor may be penalized or may not be accepted at all.” (Office of Legal Counsel, October 17, 2005)

Here is a listing of all the currently available Turn It In tools licensed to UoM faculty and students:

[TurnItIn](#) - Originality Check (anti-plagiarism)

[Grademark](#) - Paperless document grading by faculty.

[Peermark](#) - Allows students to mark up each other's papers.

Locating Help Resources

Upon completing the training covered in this course, faculty, staff, and students are able to receive additional training help and resources. Such help can be located as follows:

Service Desk Request

Submitting a Ticket

- Login URL:
 - [Here is a link to our service desk ticketing system](#)
 - After logging in, choose the link **Request Help or Services**.
 - Choose Request Help or Services.

Call the ITS Service Desk (901.678.8888) any day of the week! (Excluding Some Holidays)

- The ITS Service Desk hours will be as follows:
 - Monday - Friday 8:00 am - 8:00 pm
 - Saturday 10:00 am - 2:00 pm
 - Sunday 1:00 pm - 5:00 pm
- You can contact the Service Desk for assistance with technical login problems or issues. Incoming calls after hours will be handled by voicemail services. If you require assistance after 8:00 pm, please leave a message or submit a service request.
- Messages will be checked regularly and receive priority response the following business day. You may also email The Center for Teaching and Learning, umtech@memphis.edu (using this email will automatically generate a help desk ticket).

Important Links

- [Explore the umTech Website](#)
- [Center for Teaching and Learning \(CTL\) Website](#)
- [Search our Training and Documentation](#)
- [Search our Training and Documentation](#)