

Course Syllabus**I. Course Objectives:**

This course is for students, who have already completed the level of 2020, and it is designed to further develop the student's language skills through various reading materials in Japanese. Students will be able to expand their vocabularies, grammatical structures, kanji skills, and be familiar with Japanese cultural aspects through reading a various stories. By the end of the semester, students should construct the knowledge of Japanese literature, understand the message of stories, and express their thoughts and opinions about them in Japanese. Students are primarily engaged in reading; however, in the classroom activities and projects, all language skills, reading, writing, speaking and listening, are required to complete the course.

**II. Instructor:**

Shinobu Watanabe

Office: 133 Dunn Hall; [swatanab@memphis.edu](mailto:swatanab@memphis.edu); (901)335-3434

Office Hours: by appointment

**III. Meeting Time and Classroom:**

TR 11:20AM - 12:45PM Meeman Journalism 106

**IV. Course Materials:**

Required Text: None

Reading handouts are provided by the instructor.

(It is YOUR responsibility to keep all handouts in one folder.)

**Required Material: File**

(You need to keep all reading materials and handouts.)

**Recommended dictionary and website:**

(1) *The Kodansha Kanji Learner's Dictionary* ISBN: 4770028555

(2) *Kanji Worksheet and Kanji Quiz*: <http://www.webjapanese.com/kanji/index.html>

**V. Expectations**

You are expected to study (both preparation and review) **a minimum of one hour per day** for the course. Try to use Japanese as much as possible-- both in and outside the classroom. Remember that you must use the language in order to be a fluent speaker. **The class is conducted in Japanese** in order to maximize your exposure to Japanese. You should also try to ask questions in Japanese. Relax and try to grasp the main idea of what the instructor or your fellow student says even if you do not understand some of the words used in it.

**VI. Components of the Grades**

(1) Class Participation/Performance (Important!)	15%
(2) Content Quizzes (5) kanji/ vocabulary(5)	15%
(3) Skit	10%
(4) Online Blog (Weebly)	15%
(5) Literature Review (2)	10%
(6) Assignments (reading ahead)	15 %
(7) Final Project	20%
A+ (96 ~ 100%) A (93 ~ 95%) A- (90 ~ 92%) B+ (86 ~ 89%) B (83 ~ 85%) B- (80 ~ 82%)	
C+ (76 ~ 79%) C (73 ~ 75%) C- (70 ~ 72%) D+ (66 ~ 69%) D (60 ~ 65%) F (0 ~ 59%)	

**Participation/Performance:** Because learning a language requires contact with that language, attendance is mandatory. According to the department policy, you may miss four classes without documentation. After the fourth absent, a 1% will be deducted from your grade for each absence, unless you provide an appropriate documentation to the instructor. **Be aware that for Japanese classes your class participation/ performance score will not add automatically by simply being in the class.** It is based upon such factors as being active and constructive in class, group, and pair work. Those inactive or distracting students (talking to others in English etc.) receive zero performance score for the day even if they are in class.

**Portfolio (Weebly):** There is no textbook for this class, but you will create your own folder on Weebly (It will be easier to see what you have learned this semester this way.). When you finish studying **each topic**, you will **update your page** about what you have learned on the particular topic. There is no limitation; you can add pictures, slides, and videos. Also, you are required to read at least one classmate's blog and write a **comment in their Discussion page**.

**Quizzes:** Five content quizzes are given during the semester to monitor the progress. You will have 15–20 minutes to complete these quizzes at the beginning of a class. See below for the make-up policy.

**Assignments:** No late homework and no incomplete/unsatisfactory homework won't be evaluated.

**Literature Review:** You have to write two literature reviews (essay) during the semester.

**Skit:** After you read the story "Bokkochan," you will make a scenario and act it out in the class.

**Final Project:** You will make your own story as a final project. Make a story of 1200 to 1500 words. Add appropriate illustrations for the story as well. The final project should be submitted in a Word document (MS Mincho, Size 12, Single Spaced, 1" margins each side). You will also present your story to the class. Out of the stories, the best three will be chosen as winners.

**Cell phones:** You are not allowed to use the cell phone during the class. Please TURN OFF (no vibration or silent mode) your phone once you are in the class. If you need to use your device as a dictionary during the class, you need to see the instructor and receive permission. If you are caught using a cell phone, 1% will be reduced from your performance points each time.

**\*Make-up Policy:** There are basically no make-ups for quizzes. It is your responsibility to attend each class, including days when quizzes are administered. The only exception is for pre-arranged make-ups due to participation in official university business (official documentation will be required), not for personal reasons.

## VII. How to Improve your Japanese

### (1) Use Japanese

Learning a foreign language is not a matter of memorizing grammatical rules and vocabularies. Learning a language is like learning a skill, just like learning to play the piano or swim. Therefore, you must practice Japanese everyday and use it for real purposes whenever you can. There will be many exchange students from Japanese universities on campus this fall. Talk to them and make Japanese friends! Watching Japanese movies and TV programs is a good practice as well. The Language Media Center (220 Jones Hall) has some Japanese movies.

### (2) Clubs, Activities, and Events

Come to the language table (Fridays 12:45-1:45 at Tiger Den) to practice your Japanese and learn more about Japanese culture. You can join the JCC (Japanese Culture Club), Anime 101 (Japanese Anime Club), and Fans United (<http://universityofmemphis.wix.com/fansunited>) as well. Also, the University of Memphis hosts an outreach center, JAST West on campus. JAST West at UM works closely with Memphis Botanic Garden and local Japanese business community to provide various seminars, events, and courses on Japanese culture. For more information, please contact the program manager, Ms. Akemi Sommer at [asommer@memphis.edu](mailto:asommer@memphis.edu)

### (3) Study Abroad

Consider going to Japan to study through our exchange program. In the past, many students have gone to Japan through our program. They were in Nagoya Gakuin University (Nagoya), Osaka University of Economics (Osaka), Oberlin University (Tokyo), etc. You can receive scholarships from various sources and credits for classes you take overseas are transferred to the U of M. When you are in Japan, you can take Japan related subjects such as Japanese history, religion, art, business, communication, literature, and linguistics in English in addition to Japanese language courses. Please talk to Ms. Rebecca Laumann, the director of study abroad, to discuss your options: [rlaumann@memphis.edu](mailto:rlaumann@memphis.edu) (Phone: 678-2814).

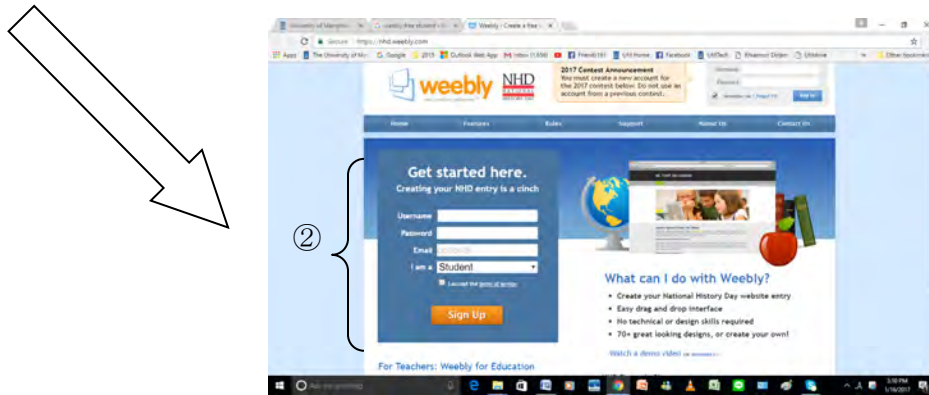
### (4) Japanese Major/ Minor

**If you like Japanese, declare a Japanese major or minor!** After you're done with Japan 2020, you only need three more upper-division courses for a **minor** and eight upper-division courses (24 credits) for a **major**. If you are an International Business major, think about getting an International MBA degree at the U of M. We have the Japanese language track and you can study and work in Japan. Talk to Ms. Pat Taylor ([ptaylor@memphis.edu](mailto:ptaylor@memphis.edu)) for more information.

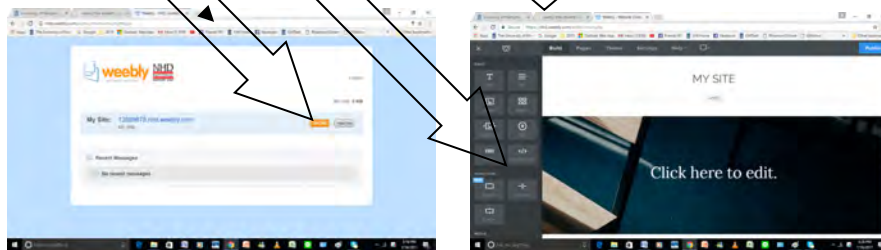
**How to create Weebly account:** Create free version of your student account.

① Go to “ <https://education.weebly.com/>”

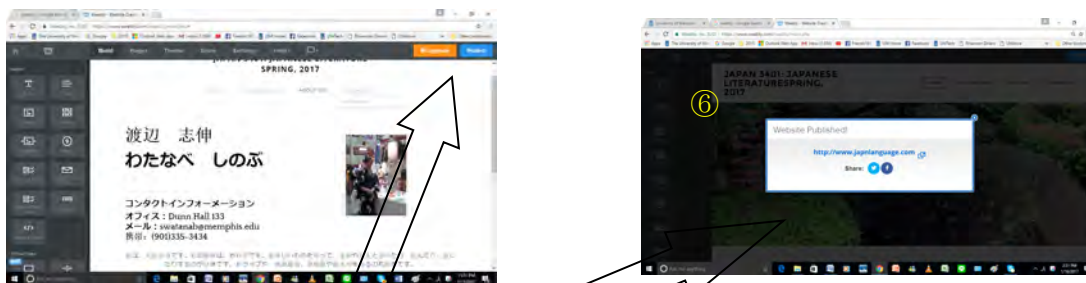
② Type in your 1) user name, 2) password, 3.e-mail, 4.choose “Student,” 5.check the accepted box, and 6. push the “sign up” button.



③ Push the “**Edit**” button. You can see the **opening page** of your home page. (If you want to add a picture, you can choose the picture **icon** on the left side, and drag it to the “Click here to edit.” You can edit it as you want.



④ Create a self-introduction page. Making sure to put **your picture** (I use the same picture on my site!).



⑤ Make sure to click the “**publish**” button. You can see your assigned domain.

⑥ Copy and paste your **domain**, and send it to me (swatanab@memphis.edu).

いっしょに がんばりましょうね! ☺